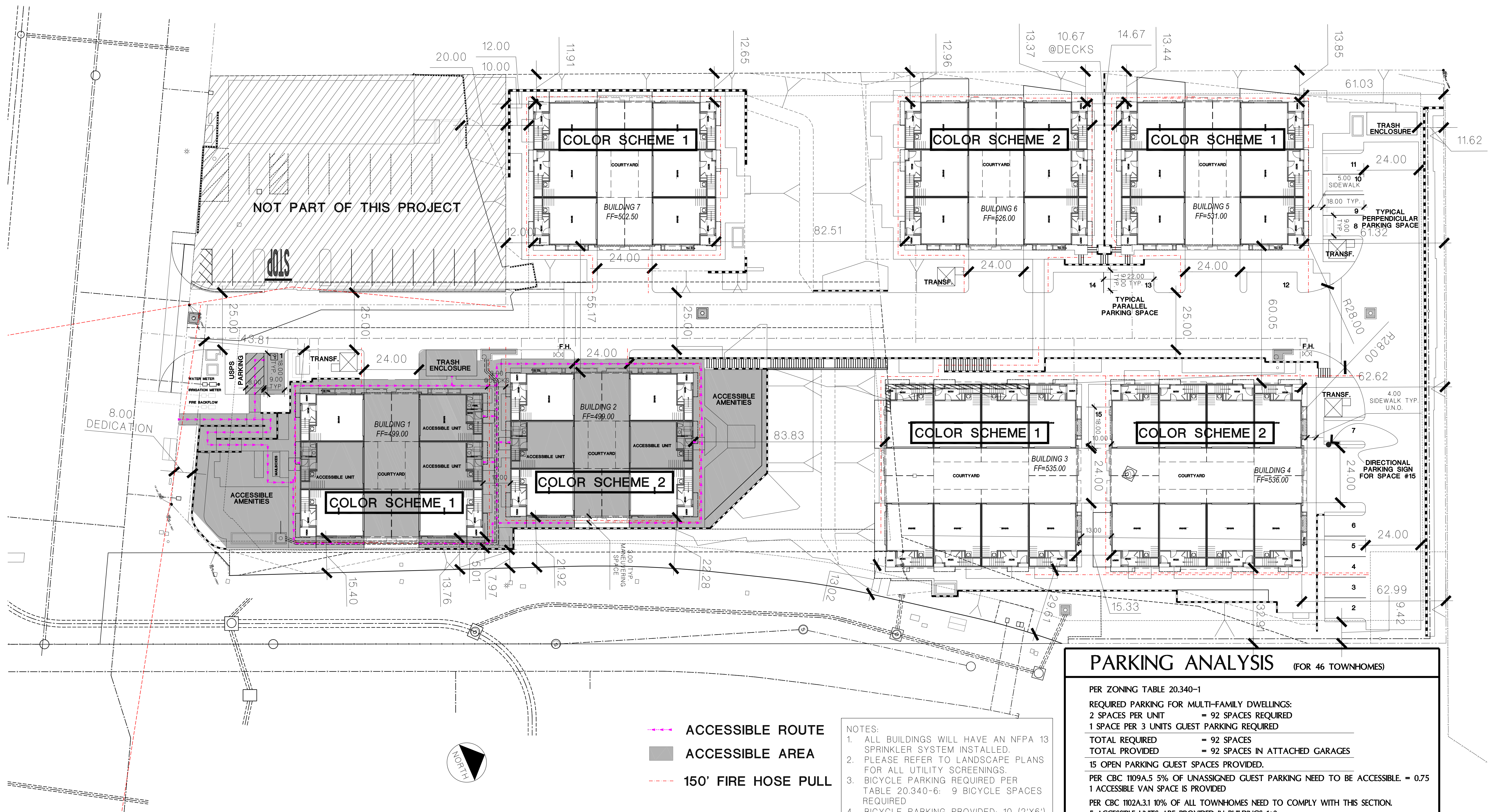




**ATTACHMENT E2**

**PROJECT ARCHITECTURAL PLANS**



- - - ACCESSIBLE ROUTE
- ACCESSIBLE AREA
- - - 150' FIRE HOSE PULL

NOTES:

1. ALL BUILDINGS WILL HAVE AN NFPA 13 SPRINKLER SYSTEM INSTALLED.
2. PLEASE REFER TO LANDSCAPE PLANS FOR ALL UTILITY SCREENINGS.
3. BICYCLE PARKING REQUIRED PER TABLE 20.340-6: 9 BICYCLE SPACES REQUIRED
4. BICYCLE PARKING PROVIDED: 10 (2'X6') BICYCLE PARKING SPACES PROVIDED AND DISTRIBUTED THROUGHOUT THE SITE. PLEASE REFER TO LANDSCAPE PLANS FOR LOCATIONS.
5. NO GUEST BICYCLE PARKING REQUIRED.

PARKING ANALYSIS (FOR 46 TOWNHOMES)	
PER ZONING TABLE 20.340-1	
REQUIRED PARKING FOR MULTI-FAMILY DWELLINGS:	
2 SPACES PER UNIT	= 92 SPACES REQUIRED
1 SPACE PER 3 UNITS GUEST PARKING REQUIRED	
<b>TOTAL REQUIRED</b>	<b>= 92 SPACES</b>
<b>TOTAL PROVIDED</b>	<b>= 92 SPACES IN ATTACHED GARAGES</b>
15 OPEN PARKING GUEST SPACES PROVIDED.	
PER CBC 1109A.5 5% OF UNASSIGNED GUEST PARKING NEED TO BE ACCESSIBLE. = 0.75	
1 ACCESSIBLE VAN SPACE IS PROVIDED	
PER CBC 1102A.3.1 10% OF ALL TOWNHOMES NEED TO COMPLY WITH THIS SECTION.	
5 ACCESSIBLE UNITS ARE PROVIDED IN BUILDINGS 1+2	
THOSE 5 GARAGES COMPLY WITH CBC 1109A.2.1	
PER CGBSC 4.106.4.1 ALL PRIVATE ATTACHED GARAGES WILL HAVE A DEDICATED RACEWAY FOR THE FUTURE INSTALLATION OF EV CHARGERS.	
NO EV PROVISIONS FOR THE GUEST PARKING IS REQUIRED.	

# SOUTH SANTA FE TOWNHOMES

SAN MARCOS, CA

## ARCHITECTURAL SITE PLAN

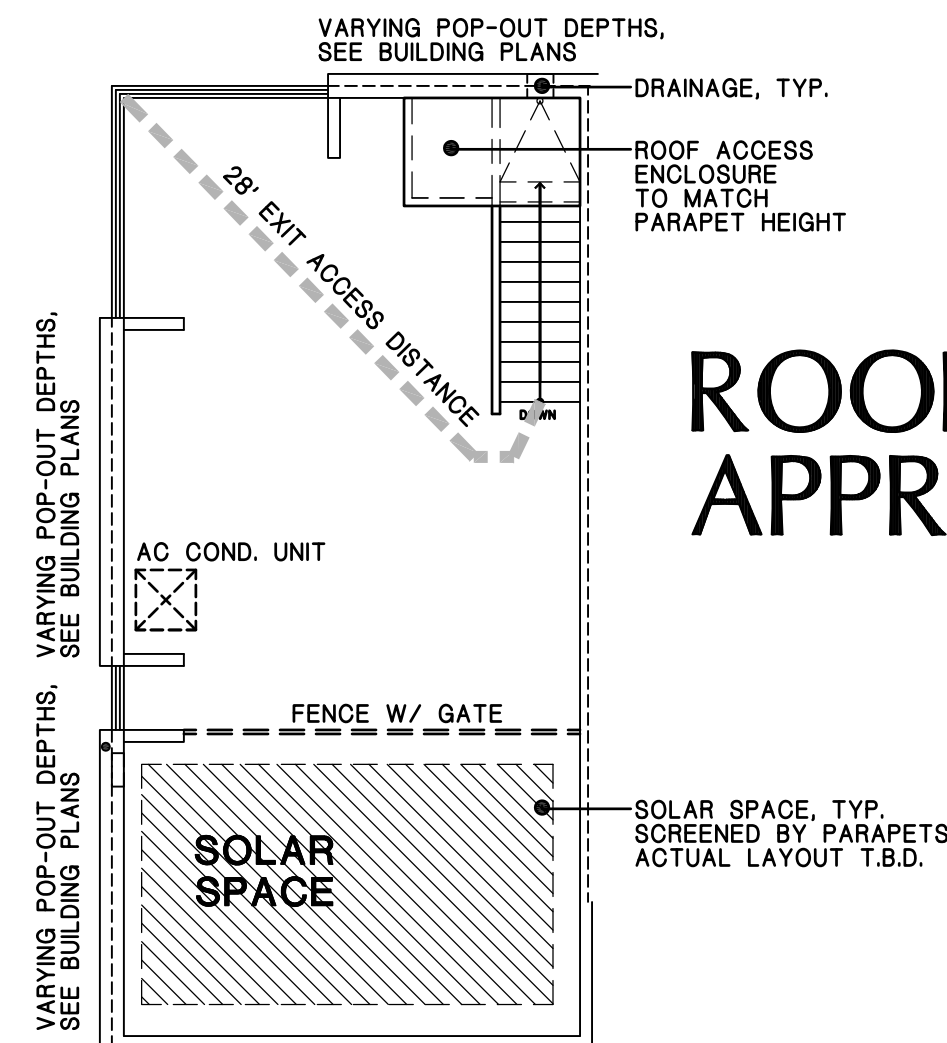
SCALE : 1"=20'-0"

**SANTA FE LOS FLORES LP**  
 PO BOX 903  
 RANCHO SANTA FE, CALIFORNIA 92067

11/19/25  
 24008

**FLAIR ARCHITECTS**  
 FLAIR ARCHITECTS, INC.  
 ARCHITECTURE • PLANNING • INTERIOR DESIGN  
 6 JENNER, STE 290, IRVINE, CALIFORNIA 92618  
 (949) 789-7535

1.0

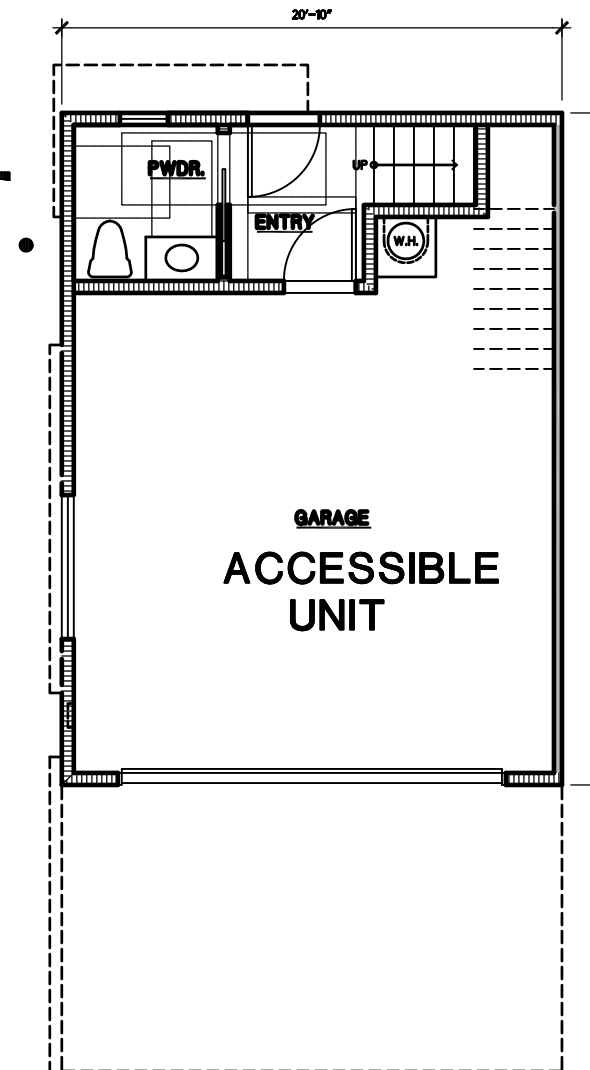


**ROOF DECK  
APPROX. 450 SQ. FT.**

**ROOF PLAN**

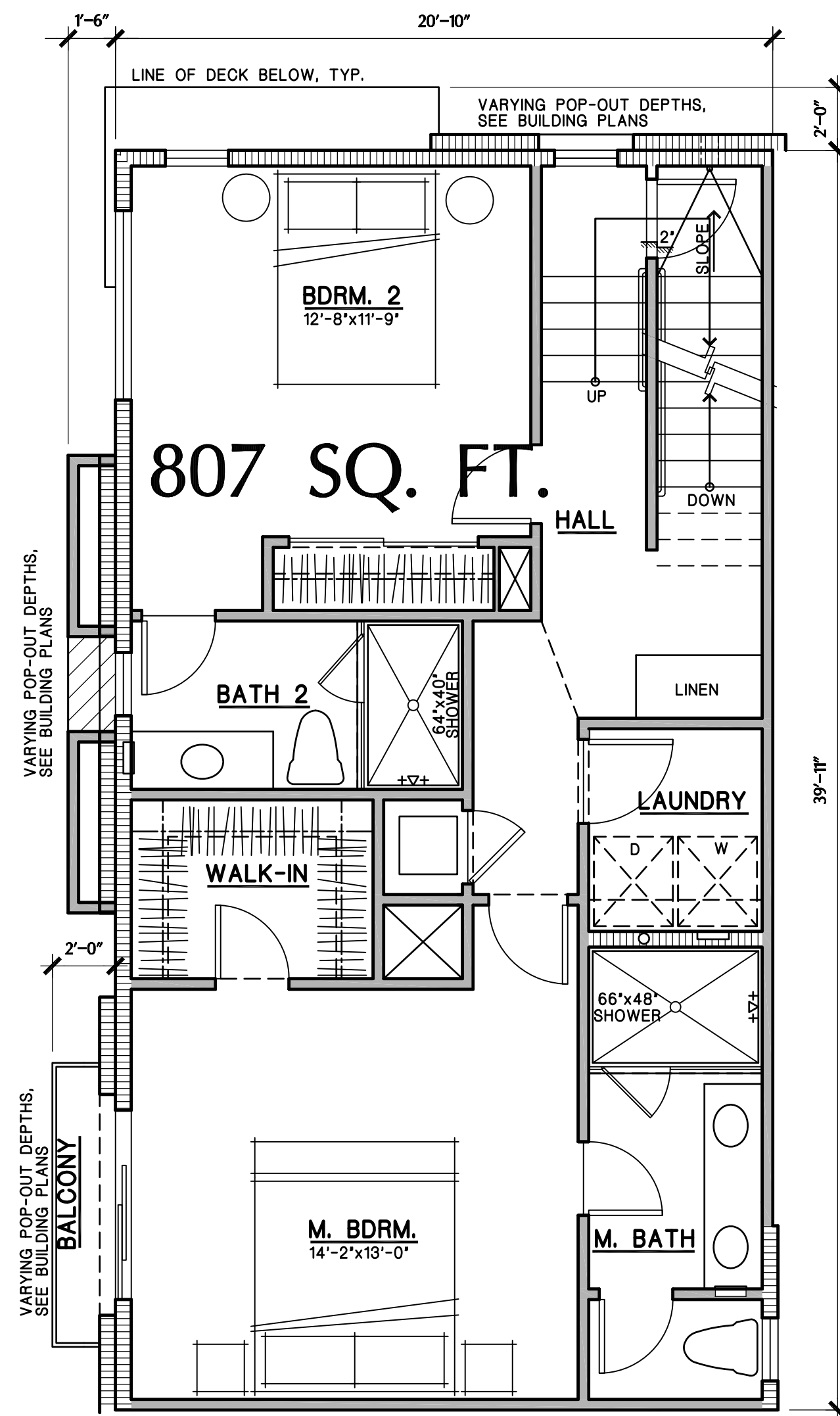
SEE BUILDING PLANS FOR MORE INFORMATION  
SCALE : 1/8"=1'-0"

132 SQ. FT.



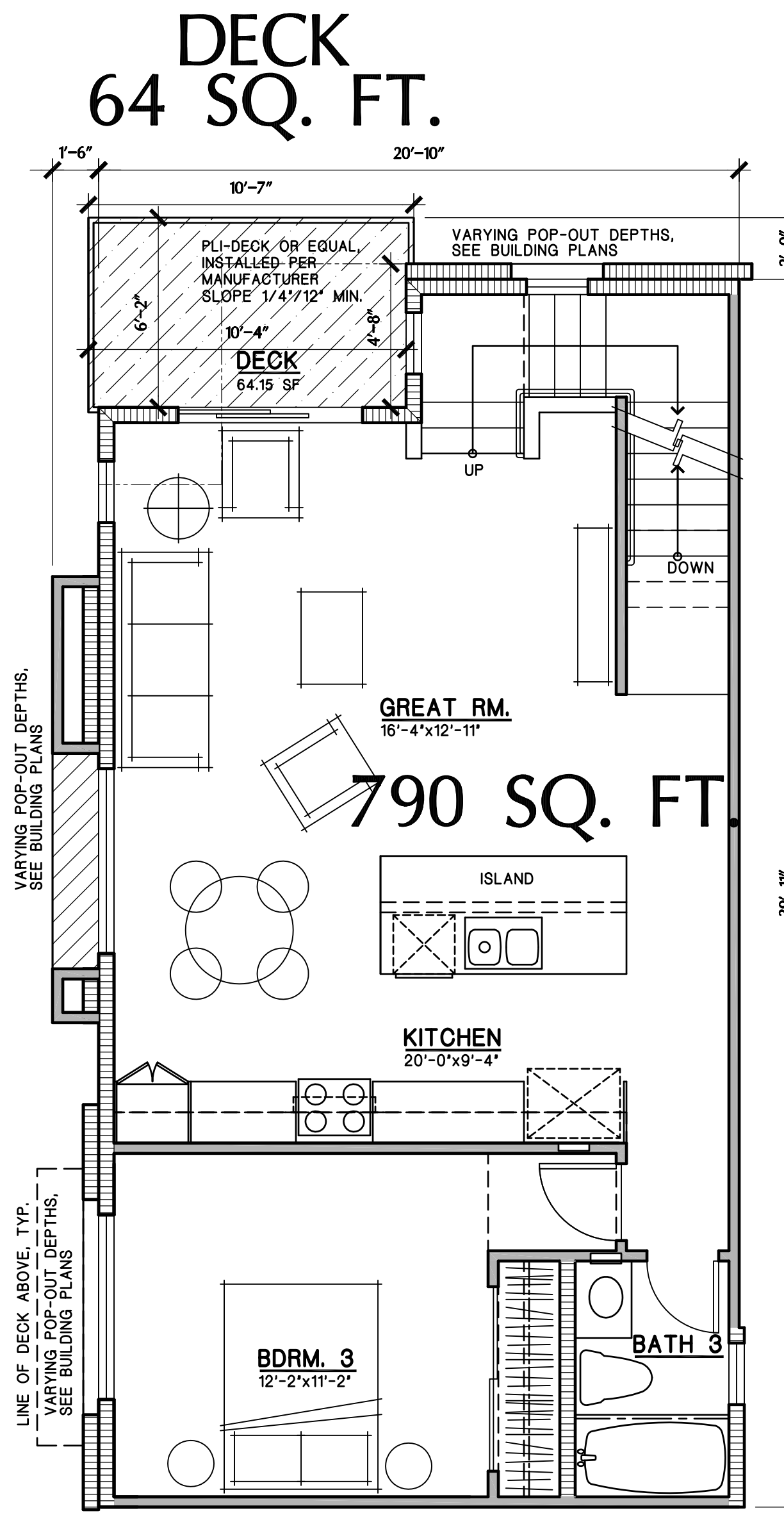
**ACCESSIBLE  
UNIT**

SCALE : 1/8"=1'-0"



807 SQ. FT.

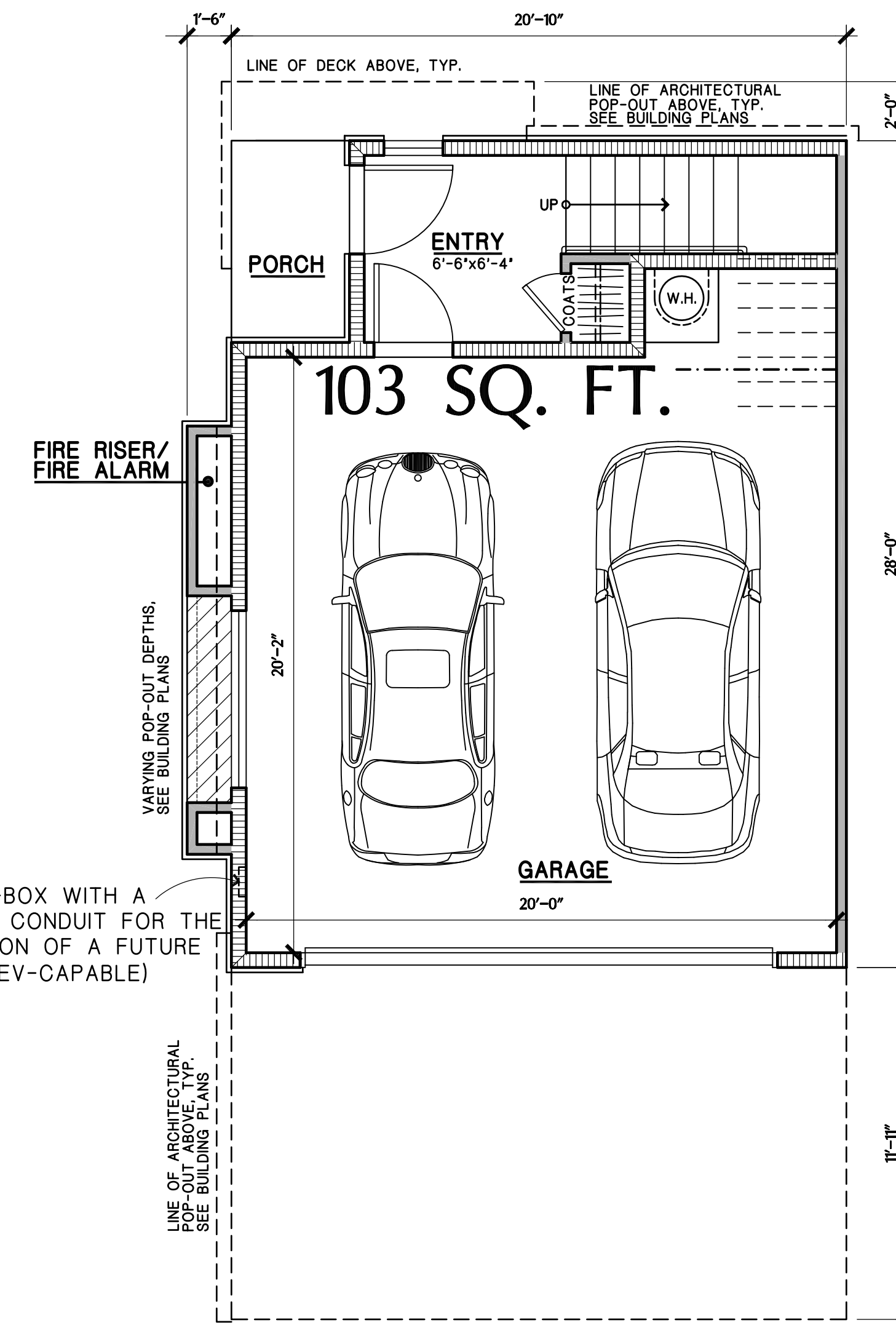
**THIRD FLOOR**



**DECK  
64 SQ. FT.**

790 SQ. FT.

**SECOND FLOOR**



103 SQ. FT.

**FIRST FLOOR**

PROVIDE J-BOX WITH A DEDICATED CONDUIT FOR THE INSTALLATION OF A FUTURE CHARGER (EV-CAPABLE)

1700 SQ. FT.  
UNIT PLAN 1  
TYPICAL CORNER UNIT

SCALE : 1/4"=1'-0"


08/04/25  
24008

**SOUTH SANTA FE TOWNHOMES**

SAN MARCOS, CA

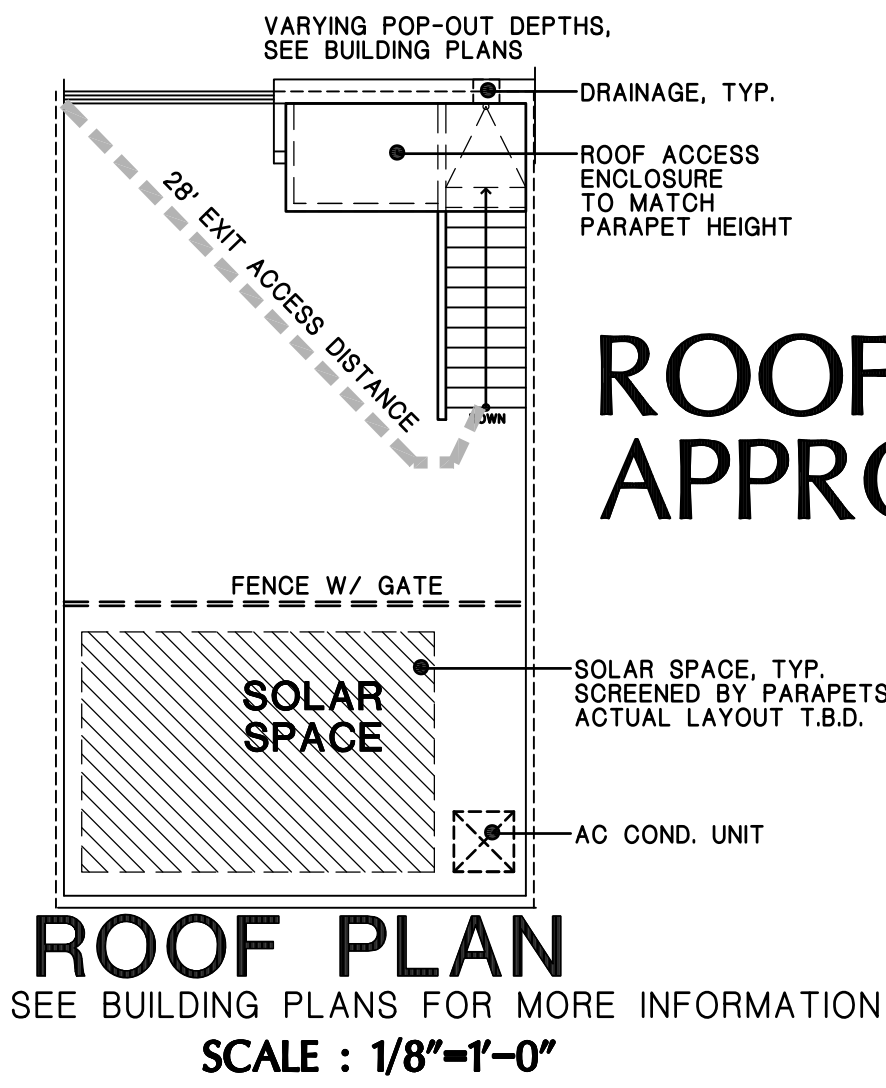
**SANTA FE LOS FLORES LP**

PO BOX 903  
RANCHO SANTA FE, CALIFORNIA 92067



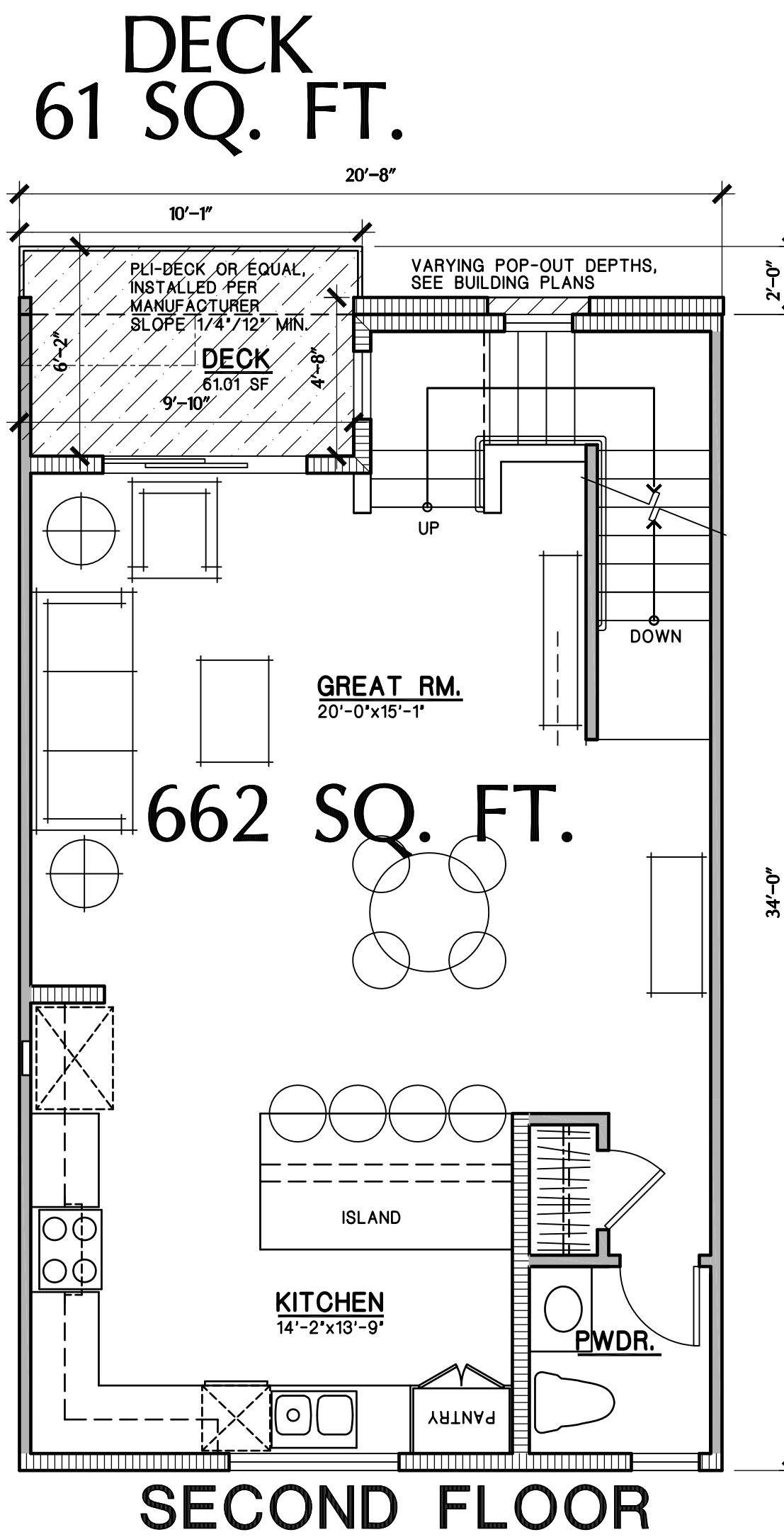
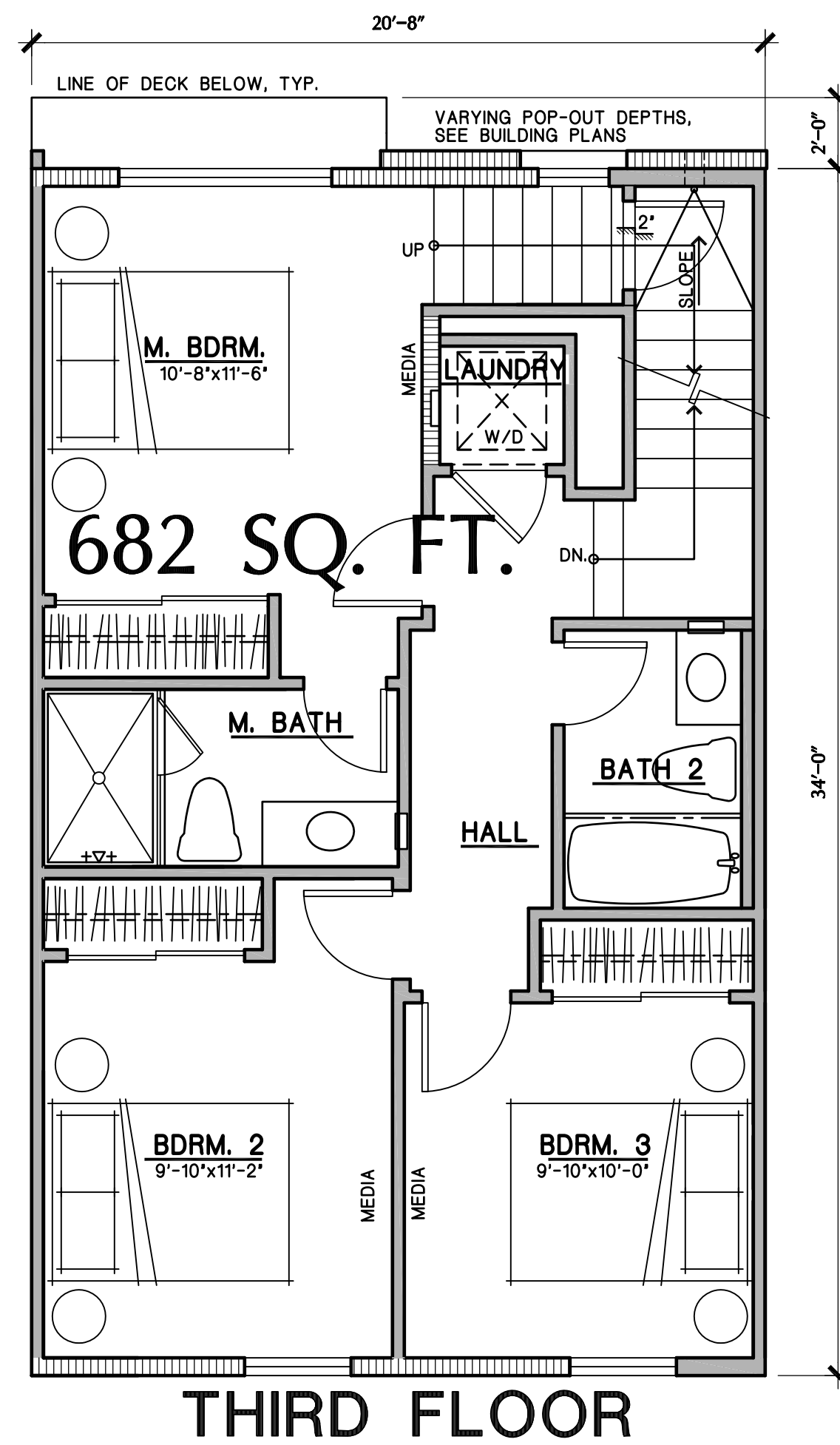
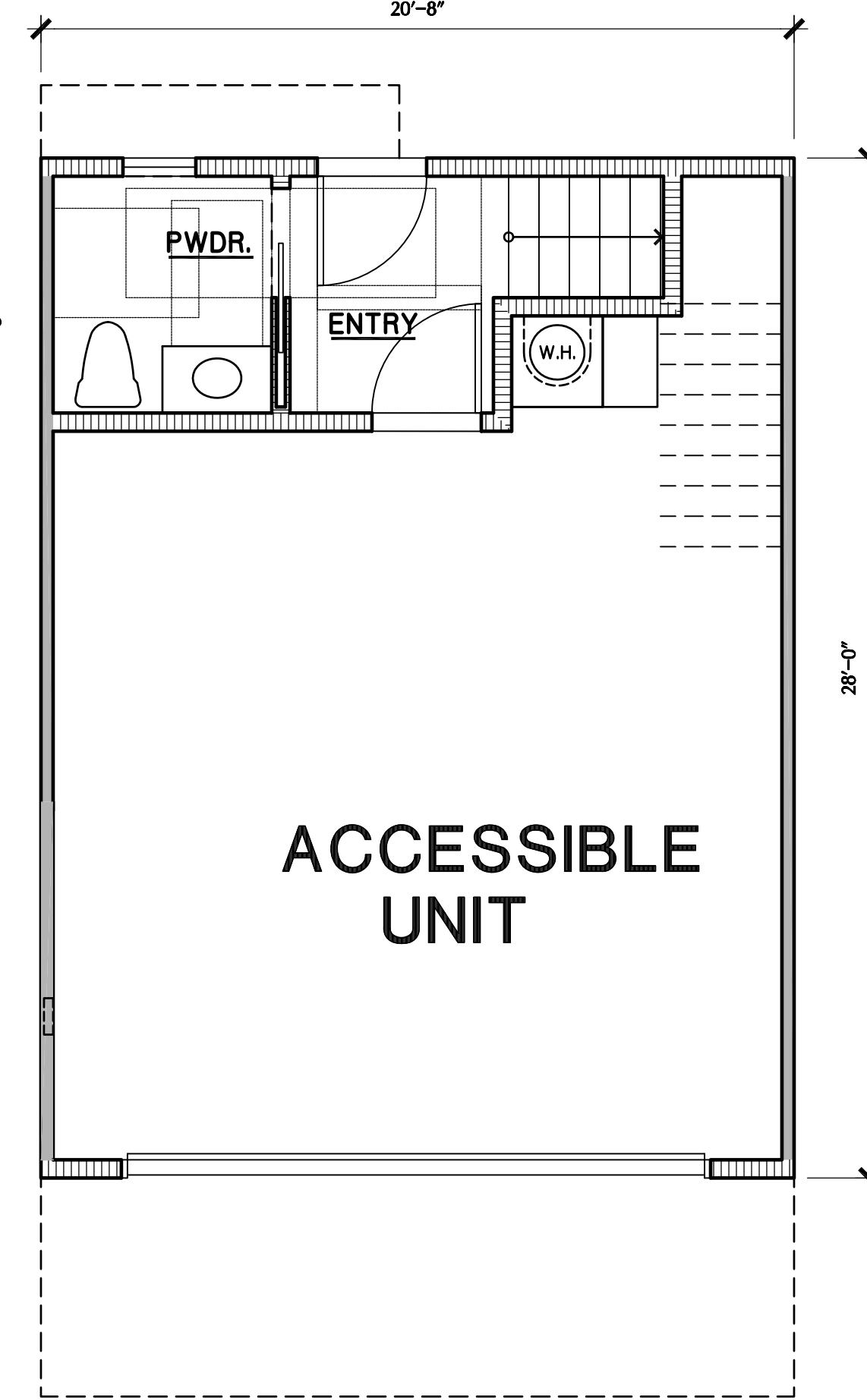
FLAIR ARCHITECTS, INC.  
ARCHITECTURE • PLANNING • INTERIOR DESIGN  
6 JENNER, STE 290, IRVINE, CALIFORNIA 92618  
(949) 789-7535

1.1



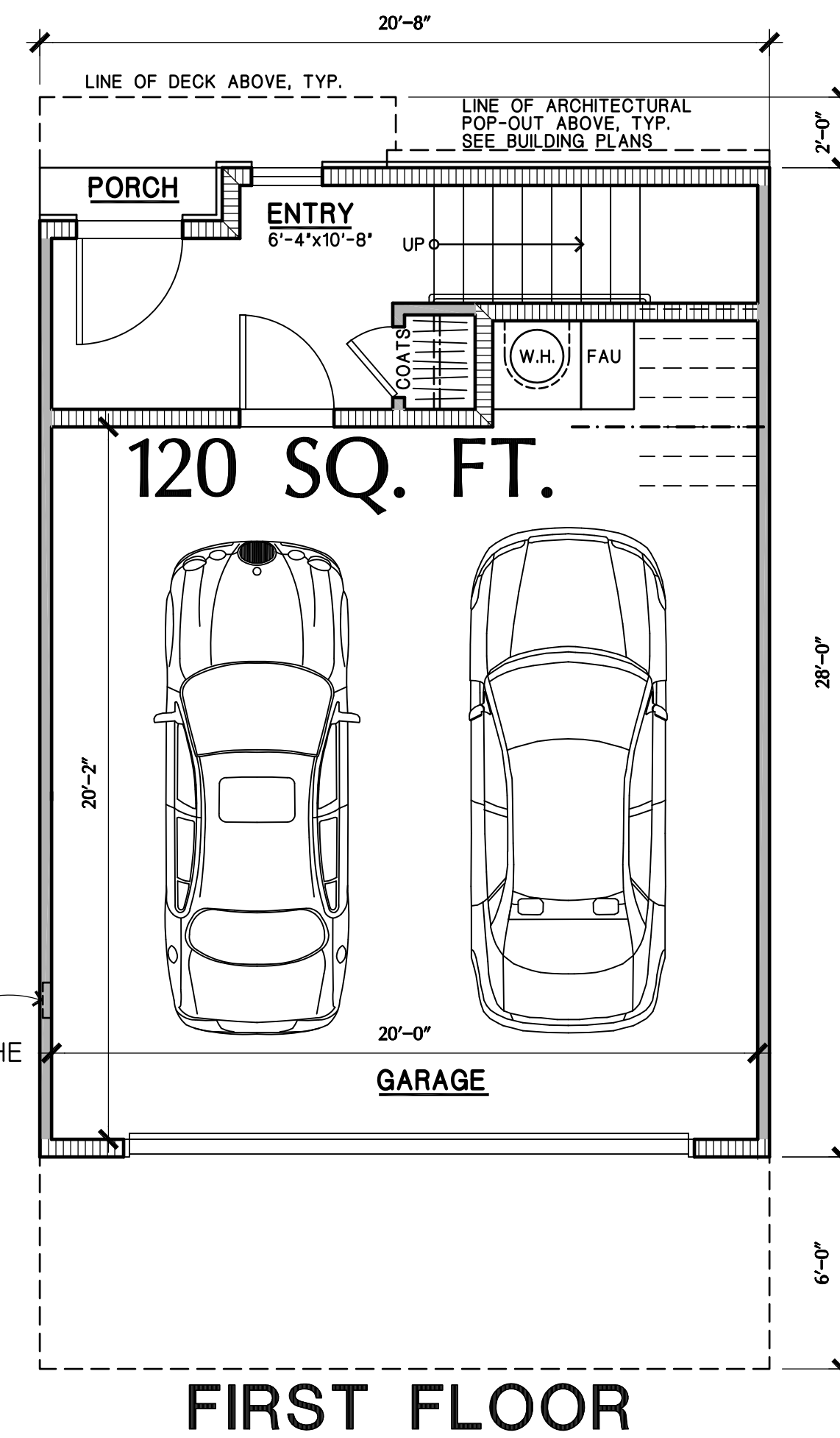
**ROOF DECK**  
**APPROX. 340 SQ. FT.**

130 SQ. FT.



1464 SQ. FT.  
**UNIT PLAN 2**  
**TYPICAL INNER UNIT**

PROVIDE J-BOX WITH A DEDICATED CONDUIT FOR THE INSTALLATION OF A FUTURE CHARGER (EV-CAPABLE)



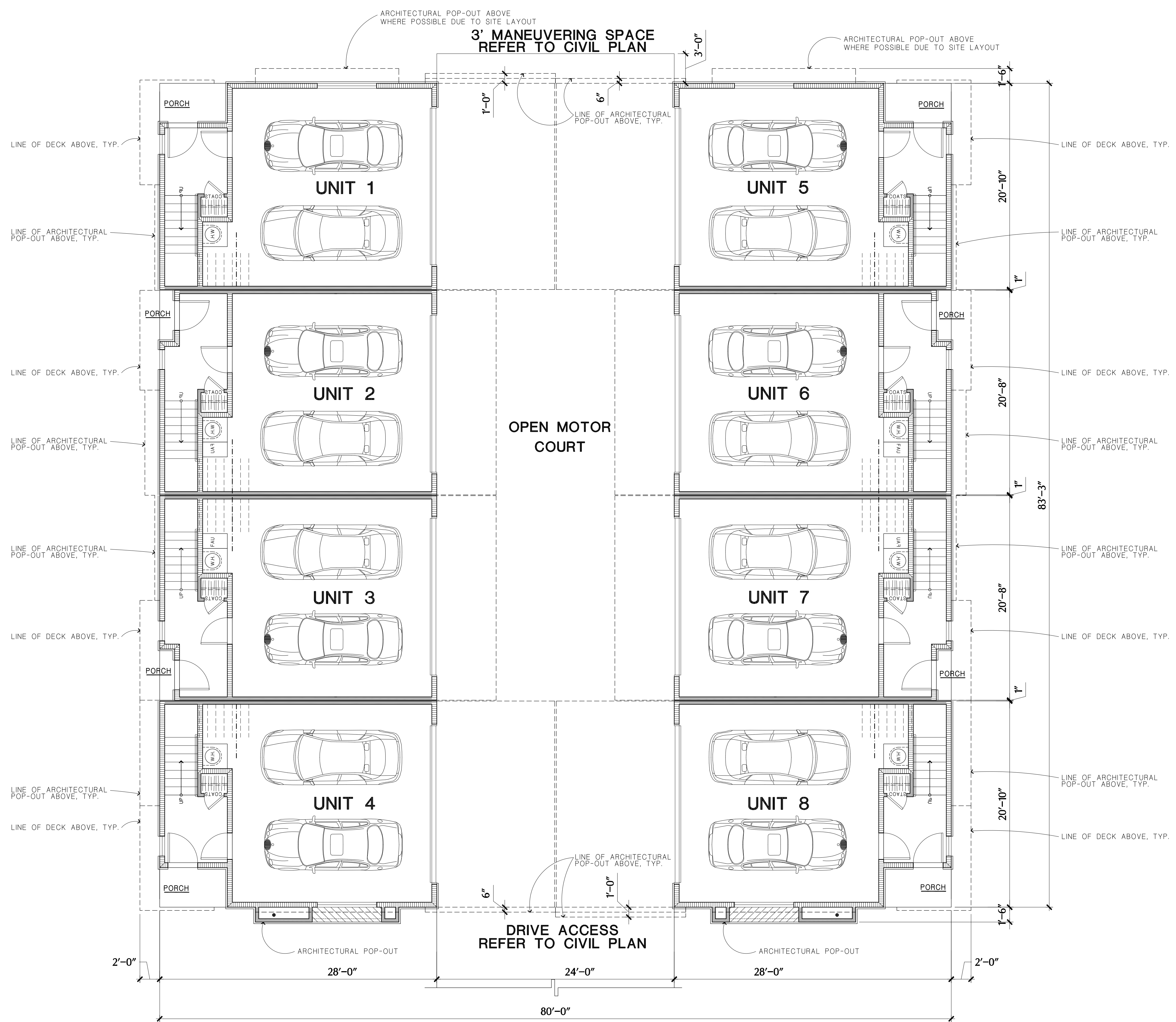
**SOUTH SANTA FE TOWNHOMES**  
SAN MARCOS, CA

**SANTA FE LOS FLORES LP**  
PO BOX 903  
RANCHO SANTA FE, CALIFORNIA 92067

SCALE : 1/4"=1'-0"  
08/04/25  
24008

**FLAIR ARCHITECTS**  
FLAIR ARCHITECTS, INC.  
ARCHITECTURE • PLANNING • INTERIOR DESIGN  
6 JENNER, STE 290, IRVINE, CALIFORNIA 92618  
(949) 789-7535

1.2



**BUILDING 3  
FIRST FLOOR**

**TYPICAL BUILDING PLAN 8-PLEX**

**SOUTH SANTA FE TOWNHOMES**  
SAN MARCOS, CA

**SANTA FE LOS FLORES LP**  
PO BOX 903  
RANCHO SANTA FE, CALIFORNIA 92067

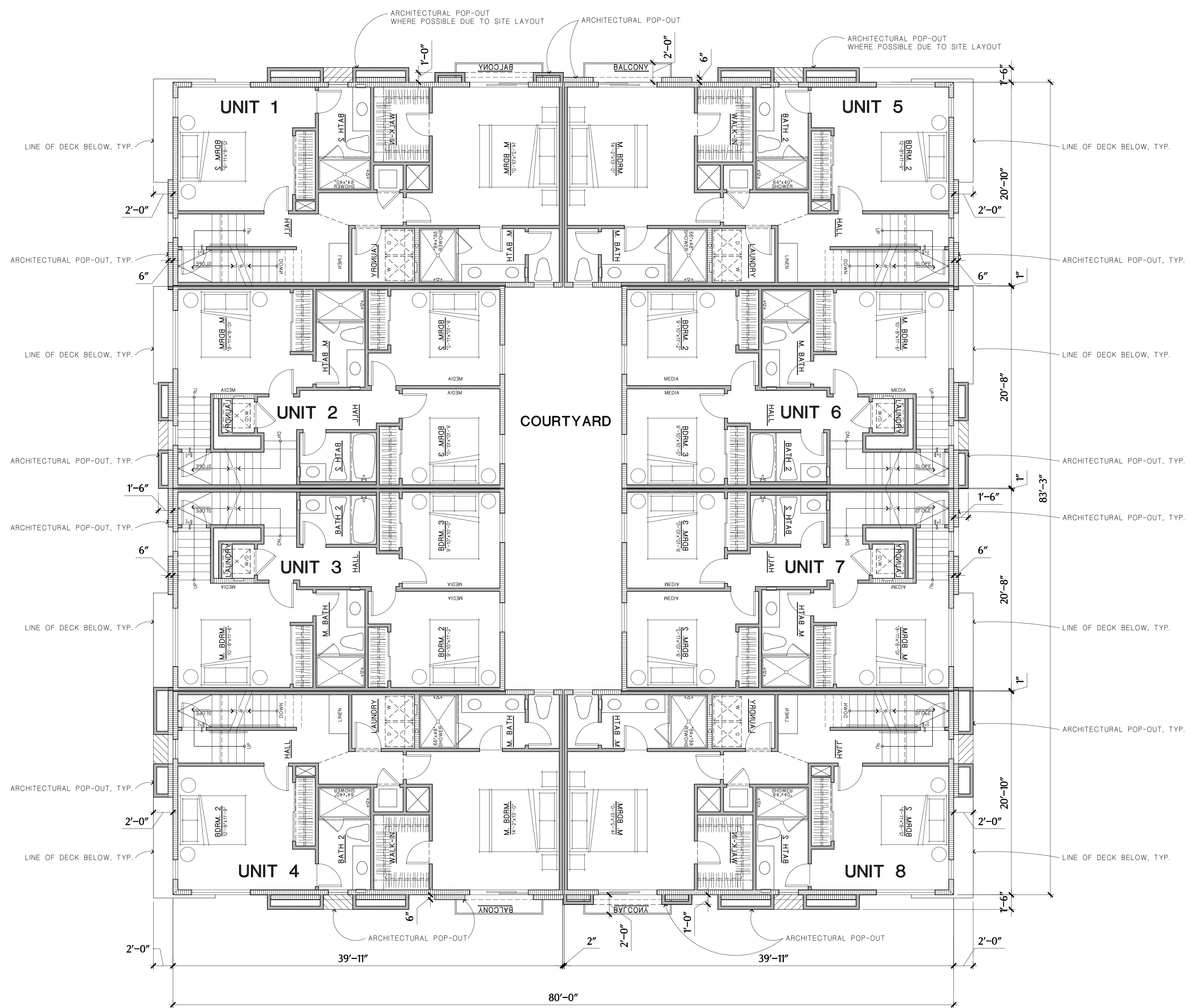
SCALE : 3/16"=1'-0"

05/16/25  
24008

**FLAIR  
ARCHITECTS**  
FLAIR ARCHITECTS, INC.  
ARCHITECTURE • PLANNING • INTERIOR DESIGN  
6 JENNER, STE 290, IRVINE, CALIFORNIA 92618  
(949) 789-7535

2.1





BUILDING 3  
THIRD FLOOR  
TYPICAL BUILDING PLAN 8-PLEX

SOUTH SANTA FE TOWNHOMES  
SAN MARCOS, CA

SANTA FE LOS FLORES LP  
PO BOX 903  
RANCHO SANTA FE, CALIFORNIA 92067

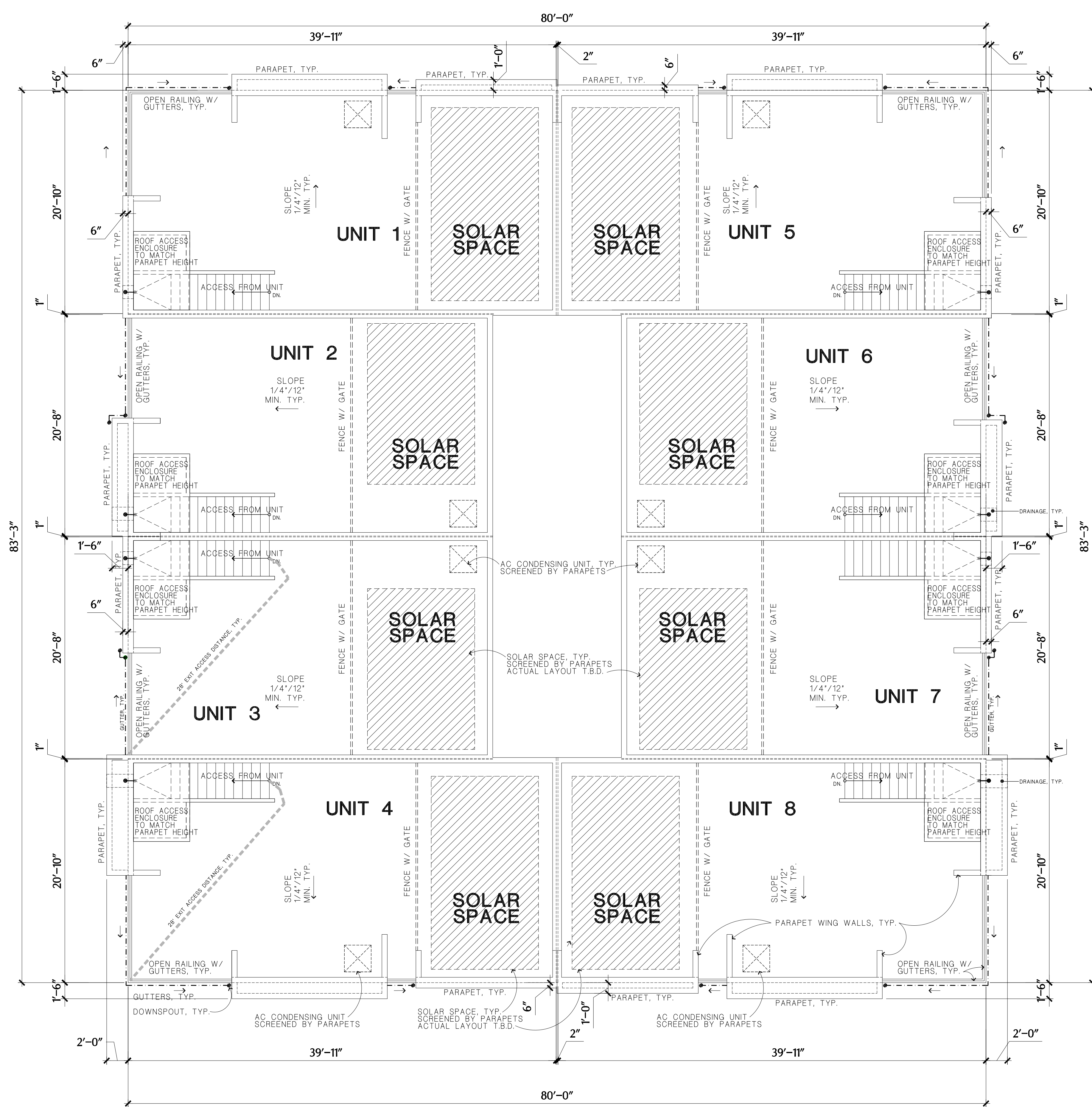
SCALE : 3/16"=1'-0"

05/16/25  
24008

**FLAIR**  
**ARCHITECTS**

FLAIR ARCHITECTS, INC.  
ARCHITECTURE • PLANNING • INTERIOR DESIGN  
6 JENNER, STE 290, IRVINE, CALIFORNIA 92618  
(949) 789-7535

2.3



BUILDING 3  
ROOF PLAN

TYPICAL BUILDING PLAN 8-PLEX

SOUTH SANTA FE TOWNHOMES  
SAN MARCOS, CA

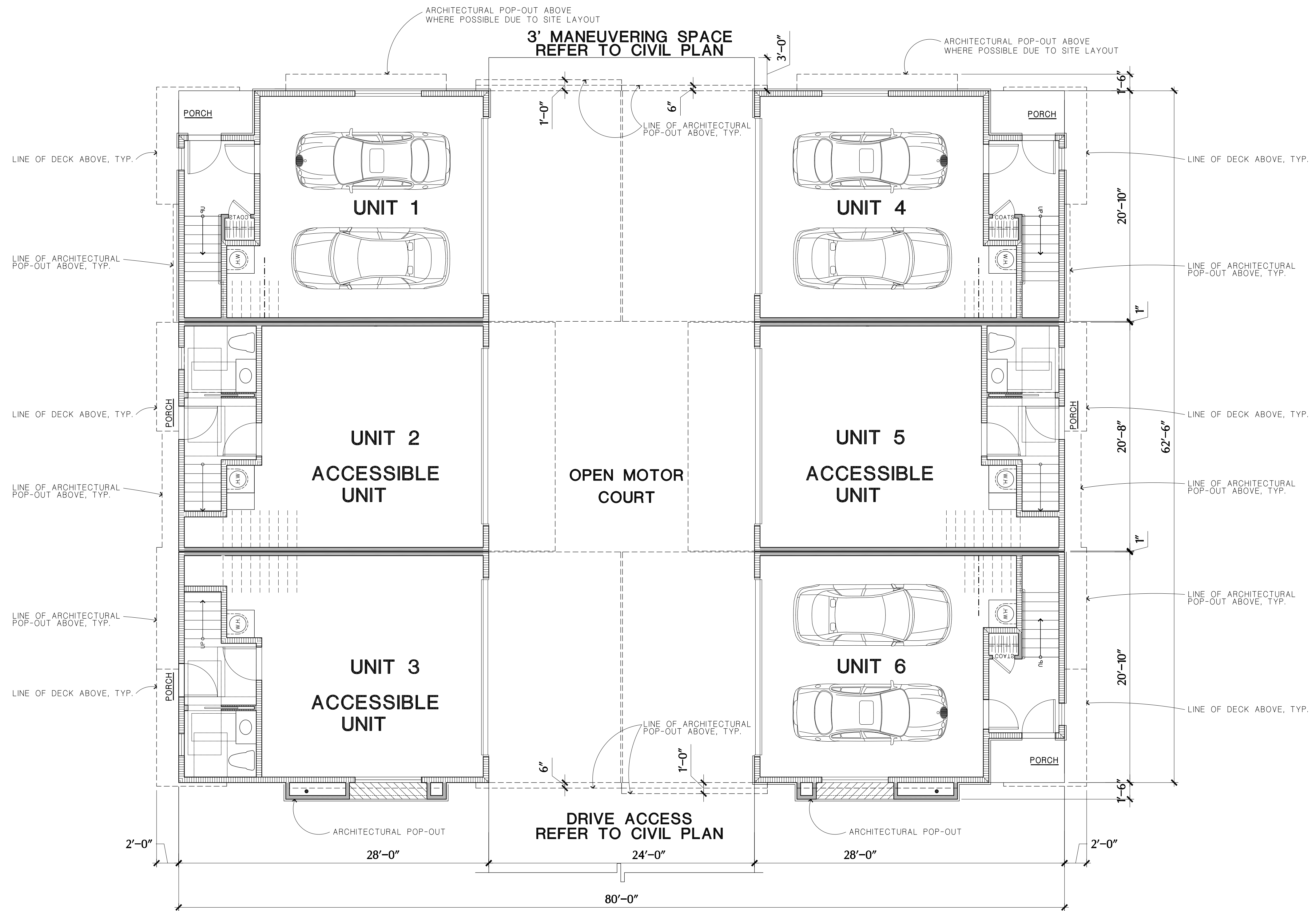
SANTA FE LOS FLORES LP  
PO BOX 903  
RANCHO SANTA FE, CALIFORNIA 92067

SCALE : 3/16"=1'-0"

05/16/25  
24008

**FLAIR**  
**ARCHITECTS**  
FLAIR ARCHITECTS, INC.  
ARCHITECTURE • PLANNING • INTERIOR DESIGN  
6 JENNER, STE 290, IRVINE, CALIFORNIA 92618  
(949) 789-7535

2.4



**BUILDING 1  
FIRST FLOOR  
BUILDING PLAN 6-PLEX**

**SOUTH SANTA FE TOWNHOMES**  
SAN MARCOS, CA

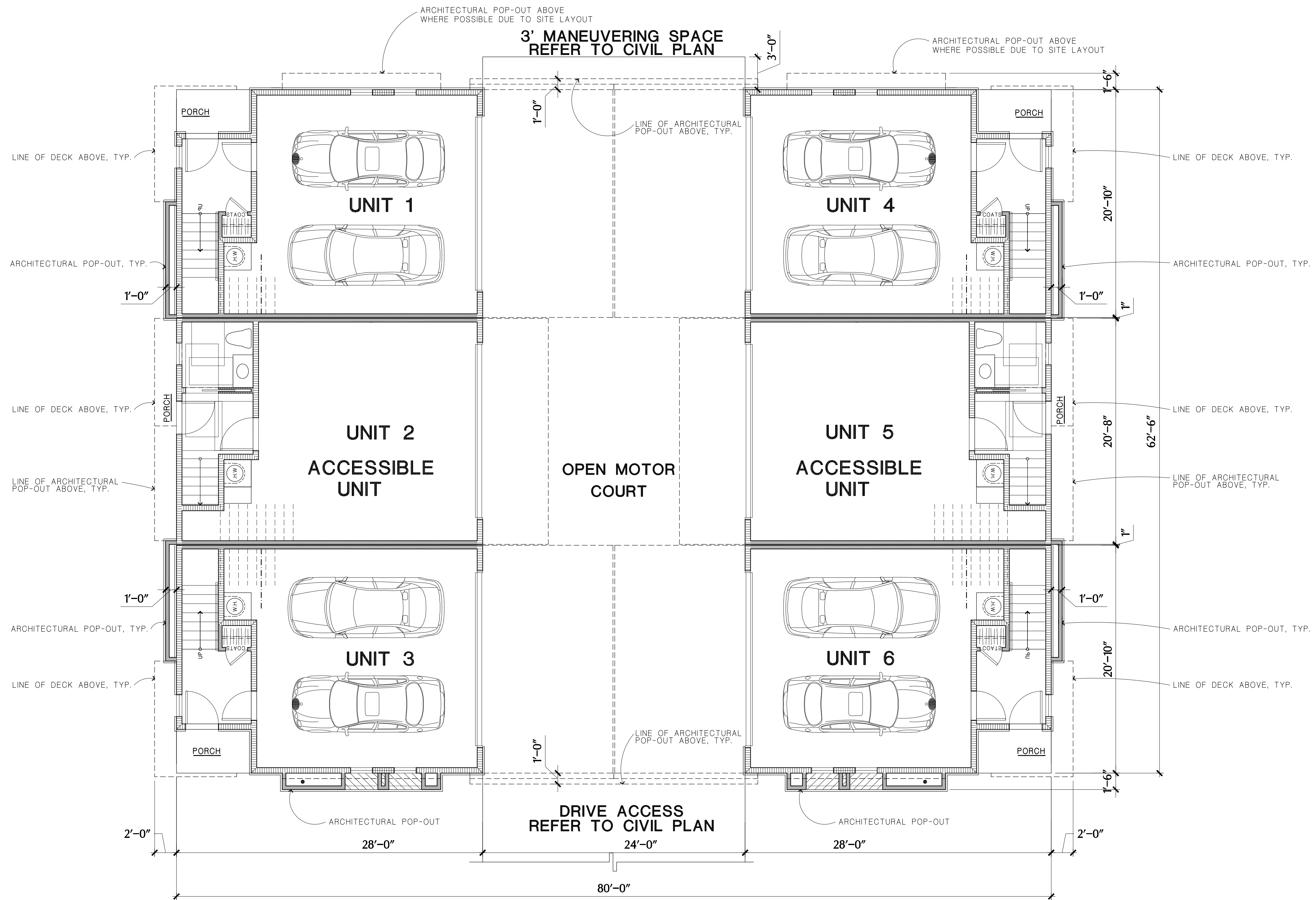
**SANTA FE LOS FLORES LP**  
PO BOX 903  
RANCHO SANTA FE, CALIFORNIA 92067

SCALE : 3/16"=1'-0"

05/16/25  
24008

**FLAIR ARCHITECTS**  
FLAIR ARCHITECTS, INC.  
ARCHITECTURE • PLANNING • INTERIOR DESIGN  
6 JENNER, STE 290, IRVINE, CALIFORNIA 92618  
(949) 789-7535

3.1



BUILDING 2  
 FIRST FLOOR  
 BUILDING PLAN 6-PLEX

SOUTH SANTA FE TOWNHOMES  
 SAN MARCOS, CA

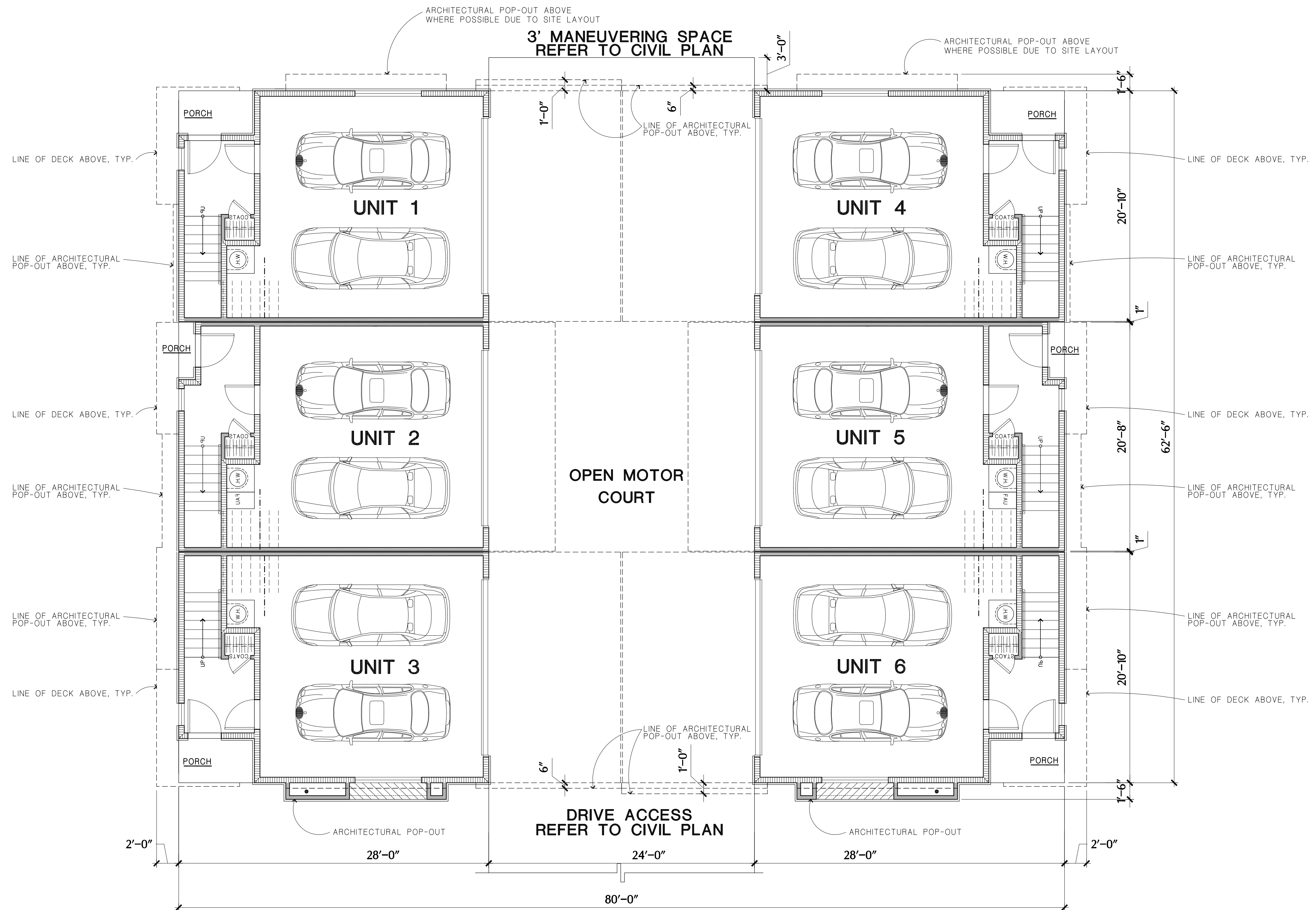
SANTA FE LOS FLORES LP  
 PO BOX 903  
 RANCHO SANTA FE, CALIFORNIA 92067

SCALE : 3/16"=1'-0"

05/16/25  
 24008



3.2



**BUILDINGS 5+6+7**

**FIRST FLOOR**

**TYPICAL BUILDING PLAN 6-PLEX**

**SOUTH SANTA FE TOWNHOMES**

SAN MARCOS, CA

**SANTA FE LOS FLORES LP**

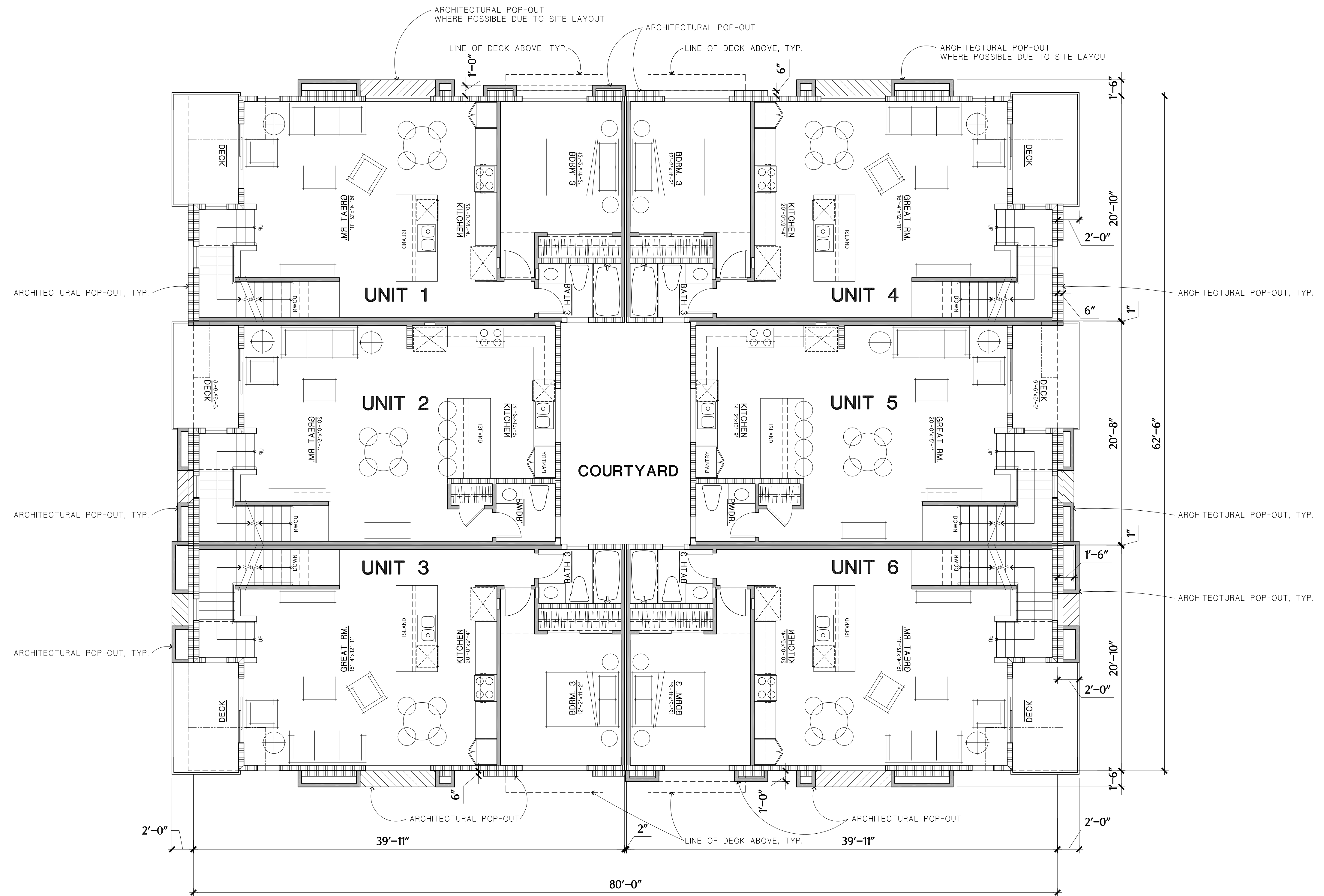
PO BOX 903  
RANCHO SANTA FE, CALIFORNIA 92067

SCALE : 3/16"=1'-0"

05/16/25  
24008

**FLAIR ARCHITECTS**  
FLAIR ARCHITECTS, INC.  
ARCHITECTURE • PLANNING • INTERIOR DESIGN  
6 JENNER, STE 290, IRVINE, CALIFORNIA 92618  
(949) 789-7535

3.3



**BUILDING 1  
SECOND FLOOR  
TYPICAL BUILDING PLAN 6-PLEX**

**SOUTH SANTA FE TOWNHOMES**  
SAN MARCOS, CA

**SANTA FE LOS FLORES LP**  
PO BOX 903  
RANCHO SANTA FE, CALIFORNIA 92067

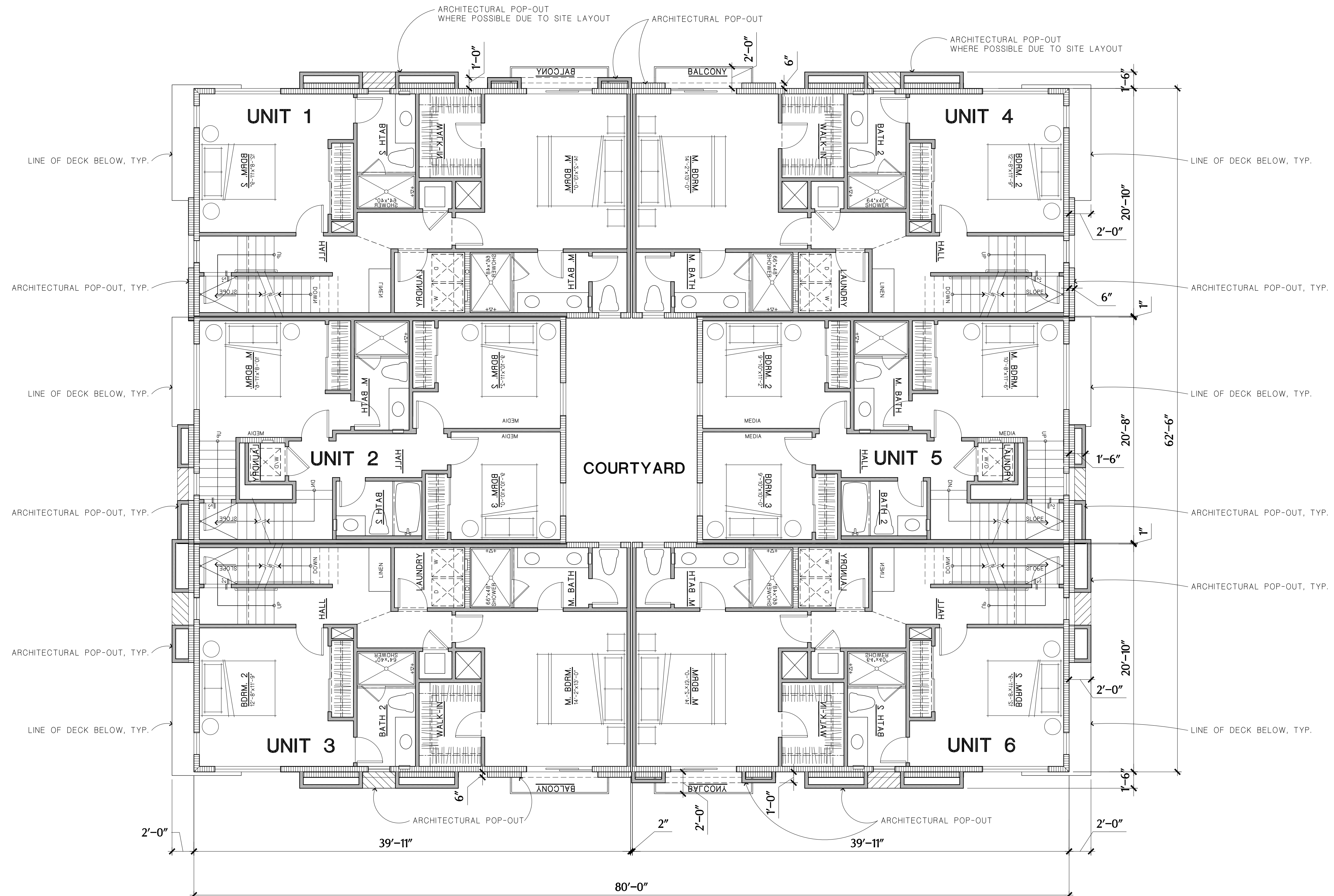
SCALE : 3/16"=1'-0"

05/16/25  
24008

**FLAIR  
ARCHITECTS**

FLAIR ARCHITECTS, INC.  
ARCHITECTURE • PLANNING • INTERIOR DESIGN  
6 JENNER, STE 290, IRVINE, CALIFORNIA 92618  
(949) 789-7535

3.4



**BUILDING 1  
THIRD FLOOR  
TYPICAL BUILDING PLAN 6-PLEX**

**SOUTH SANTA FE TOWNHOMES**  
SAN MARCOS, CA

**SANTA FE LOS FLORES LP**  
PO BOX 903  
RANCHO SANTA FE, CALIFORNIA 92067

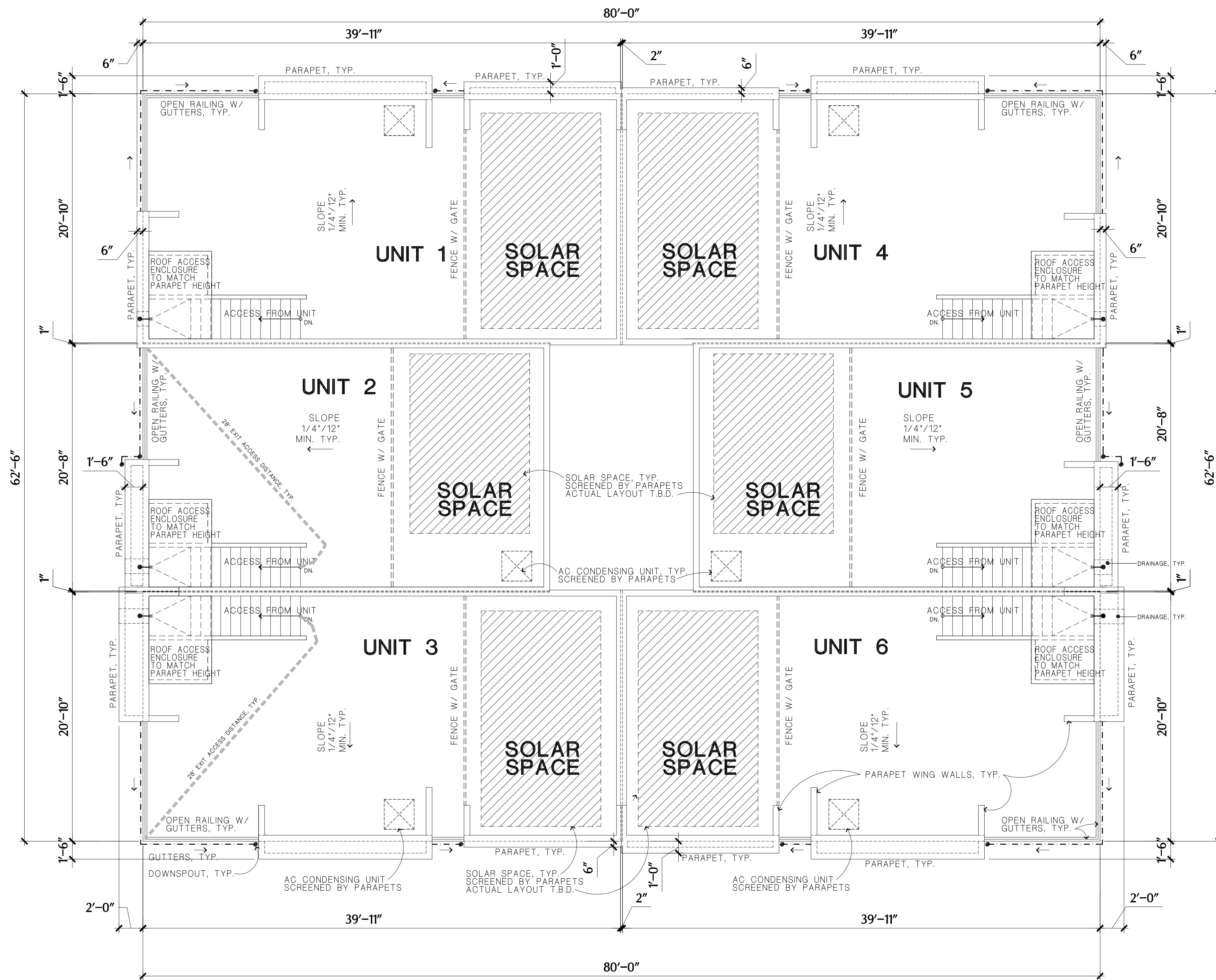
SCALE : 3/16"=1'-0"

05/16/25  
24008

**FLAIR  
ARCHITECTS**

FLAIR ARCHITECTS, INC.  
ARCHITECTURE • PLANNING • INTERIOR DESIGN  
6 JENNER, STE 290, IRVINE, CALIFORNIA 92618  
(949) 789-7535

3.5



BUILDING 1  
ROOF PLAN

TYPICAL BUILDING PLAN 6-PLEX

SOUTH SANTA FE TOWNHOMES  
SAN MARCOS, CA

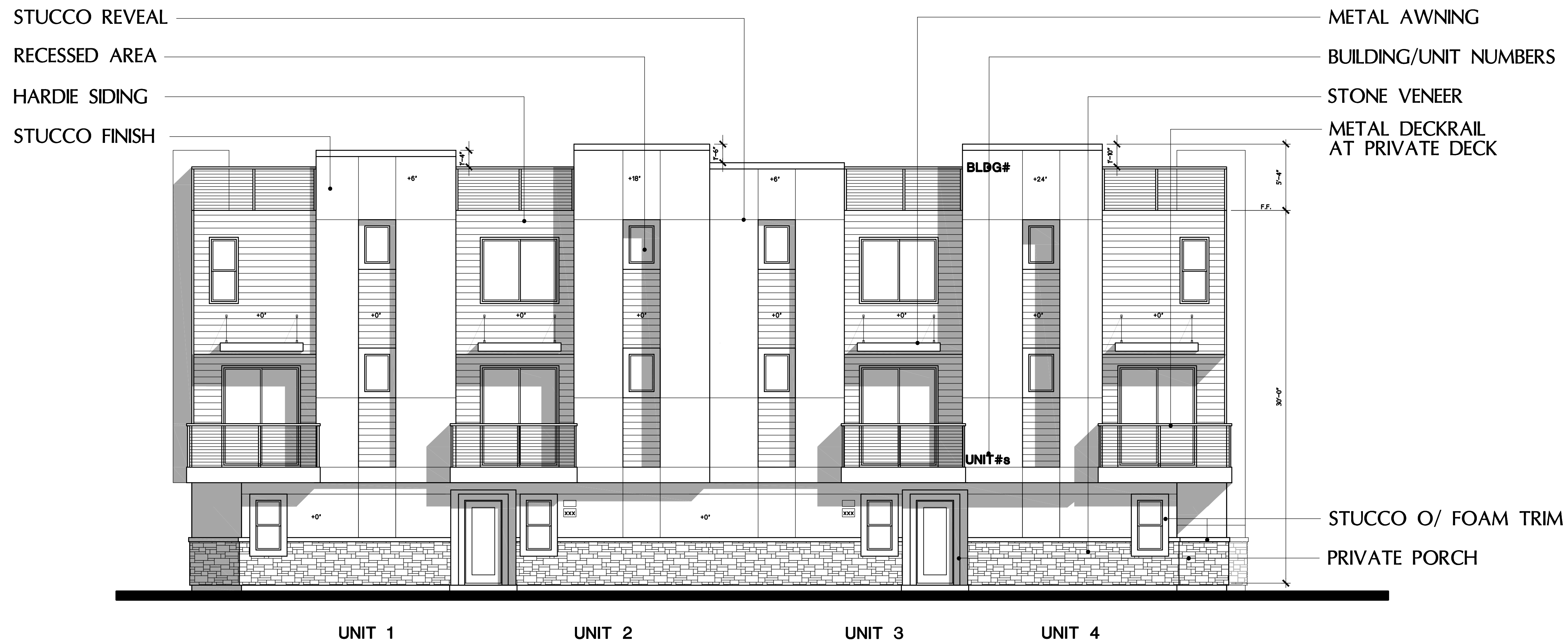
SANTA FE LOS FLORES LP  
PO BOX 903  
RANCHO SANTA FE, CALIFORNIA 92067

SCALE : 3/16"=1'-0"

05/16/25  
24008

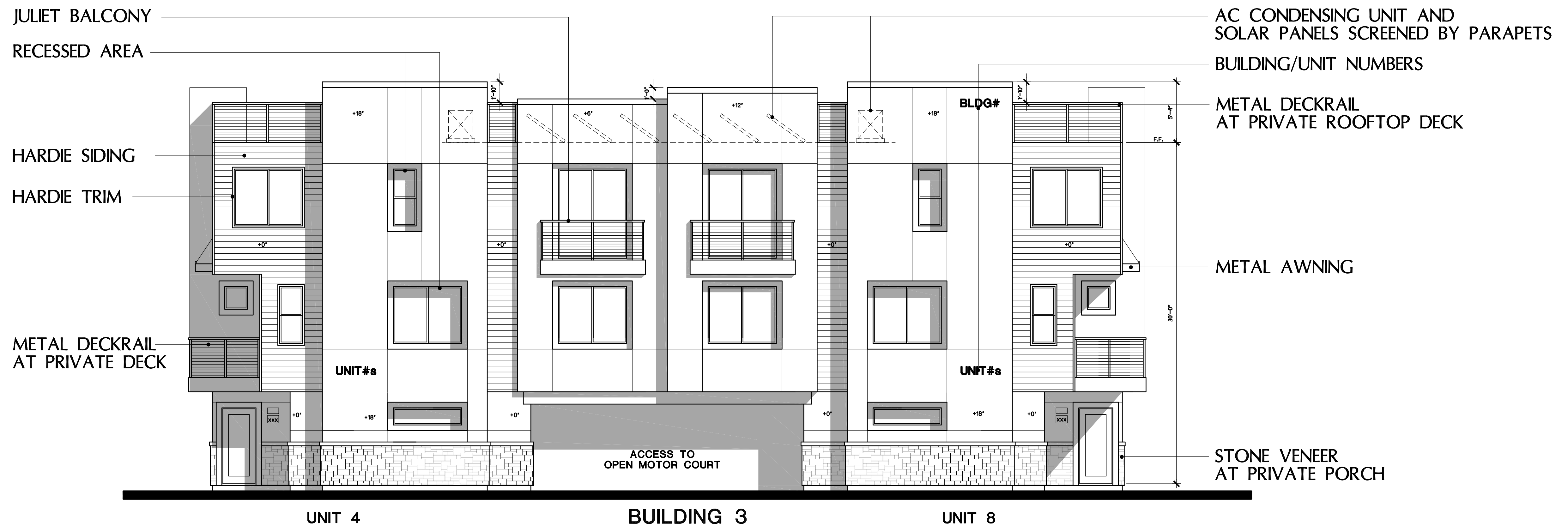
**FLAIR**  
**ARCHITECTS**  
FLAIR ARCHITECTS, INC.  
ARCHITECTURE • PLANNING • INTERIOR DESIGN  
6 JENNER, STE 290, IRVINE, CALIFORNIA 92618  
(949) 789-7535

3.6



UNIT 1                      UNIT 2                      UNIT 3                      UNIT 4

**BUILDING 3  
EAST ELEVATION**



UNIT 4                      UNIT 8

**BUILDING 3  
NORTH ELEVATION**

**BUILDING 3  
ELEVATION TYPE I  
BUILDING ELEVATIONS 8-PLEX**

**SOUTH SANTA FE TOWNHOMES**  
SAN MARCOS, CA

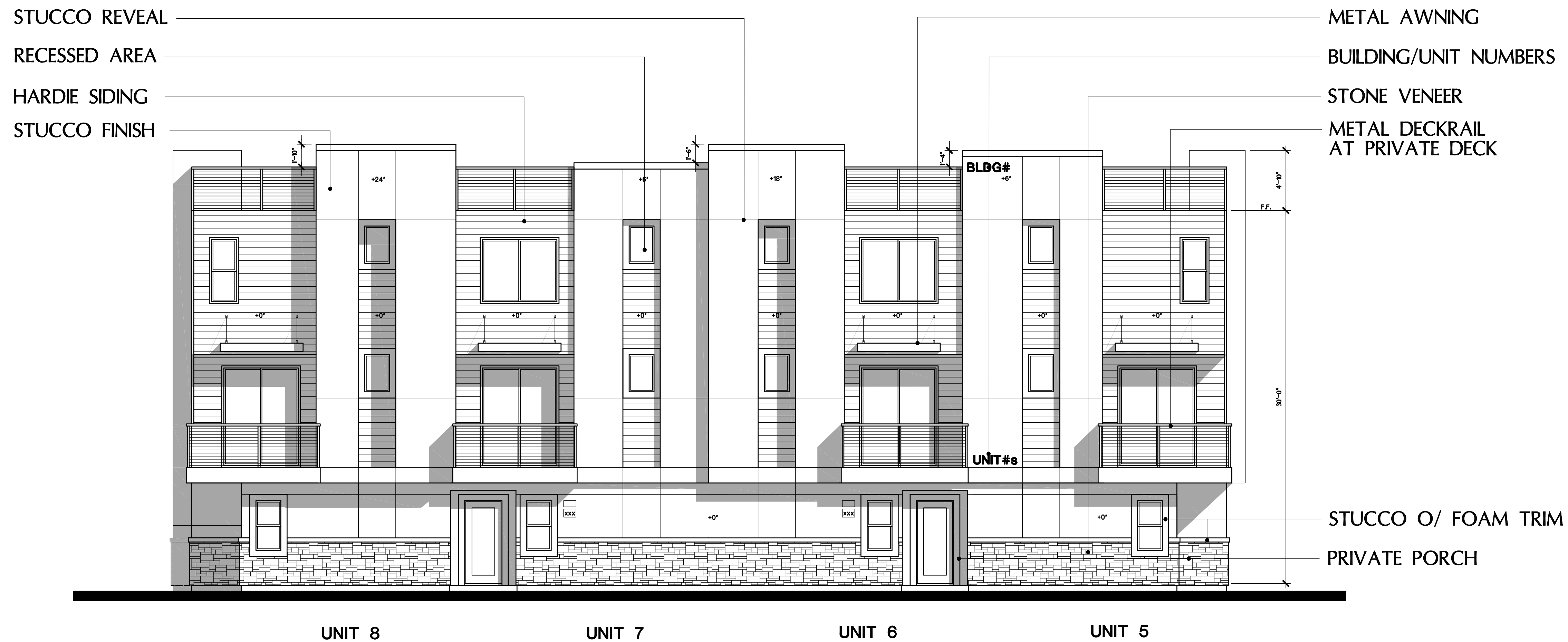
**SANTA FE LOS FLORES LP**  
PO BOX 903  
RANCHO SANTA FE, CALIFORNIA 92067

SCALE : 3/16"=1'-0"

05/16/25  
24008

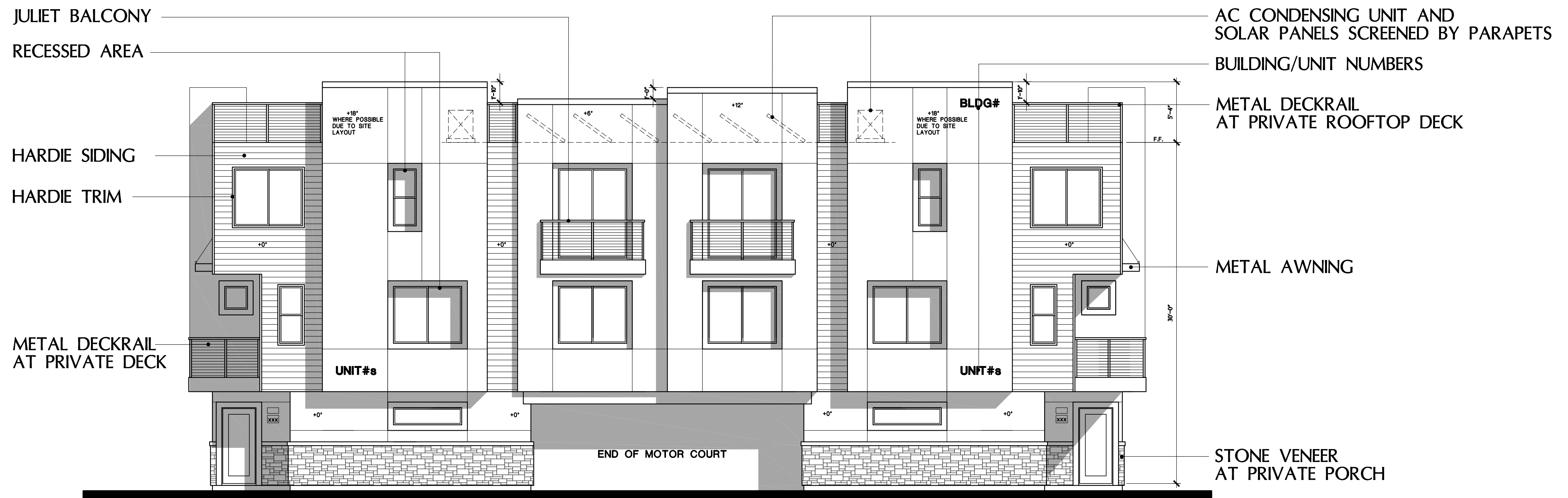
**FLAIR  
ARCHITECTS**  
FLAIR ARCHITECTS, INC.  
ARCHITECTURE • PLANNING • INTERIOR DESIGN  
6 JENNER, STE 290, IRVINE, CALIFORNIA 92618  
(949) 789-7535

**4.1**



UNIT 8                      UNIT 7                      UNIT 6                      UNIT 5

**BUILDING 3  
WEST ELEVATION**



UNIT 5                      UNIT 1

**BUILDING 3  
SOUTH ELEVATION**

**BUILDING 3  
ELEVATION TYPE I  
BUILDING ELEVATIONS 8-PLEX**

**SOUTH SANTA FE TOWNHOMES**  
SAN MARCOS, CA

**SANTA FE LOS FLORES LP**  
PO BOX 903  
RANCHO SANTA FE, CALIFORNIA 92067

SCALE : 3/16"=1'-0"

05/16/25  
24008



4.2

METAL AWNING  
 RECESSED AREA  
 HARDIE SIDING  
 STUCCO FINISH

STUCCO REVEAL  
 BUILDING/UNIT NUMBERS  
 STONE VENEER  
 METAL DECKRAIL  
 AT PRIVATE DECK



STUCCO O/ FOAM TRIM  
 VERTICAL HARDIE SIDING  
 PRIVATE PORCH

UNIT 1                      UNIT 2                      UNIT 3                      UNIT 4  
**BUILDING 4  
 EAST ELEVATION**

JULIET BALCONY  
 RECESSED AREA  
 HARDIE SIDING  
 HARDIE TRIM

AC CONDENSING UNIT AND  
 SOLAR PANELS SCREENED BY PARAPETS  
 BUILDING/UNIT NUMBERS  
 METAL DECKRAIL  
 AT PRIVATE ROOFTOP DECK

METAL DECKRAIL  
 AT PRIVATE DECK



STUCCO O/ FOAM TRIM  
 METAL AWNING  
 STONE VENEER  
 PRIVATE PORCH

UNIT 4                      UNIT 8  
**BUILDING 4  
 NORTH ELEVATION**

**BUILDING 4  
 ELEVATION TYPE II  
 BUILDING ELEVATIONS 8-PLEX**

**SOUTH SANTA FE TOWNHOMES**  
 SAN MARCOS, CA

**SANTA FE LOS FLORES LP**  
 PO BOX 903  
 RANCHO SANTA FE, CALIFORNIA 92067

SCALE : 3/16"=1'-0"

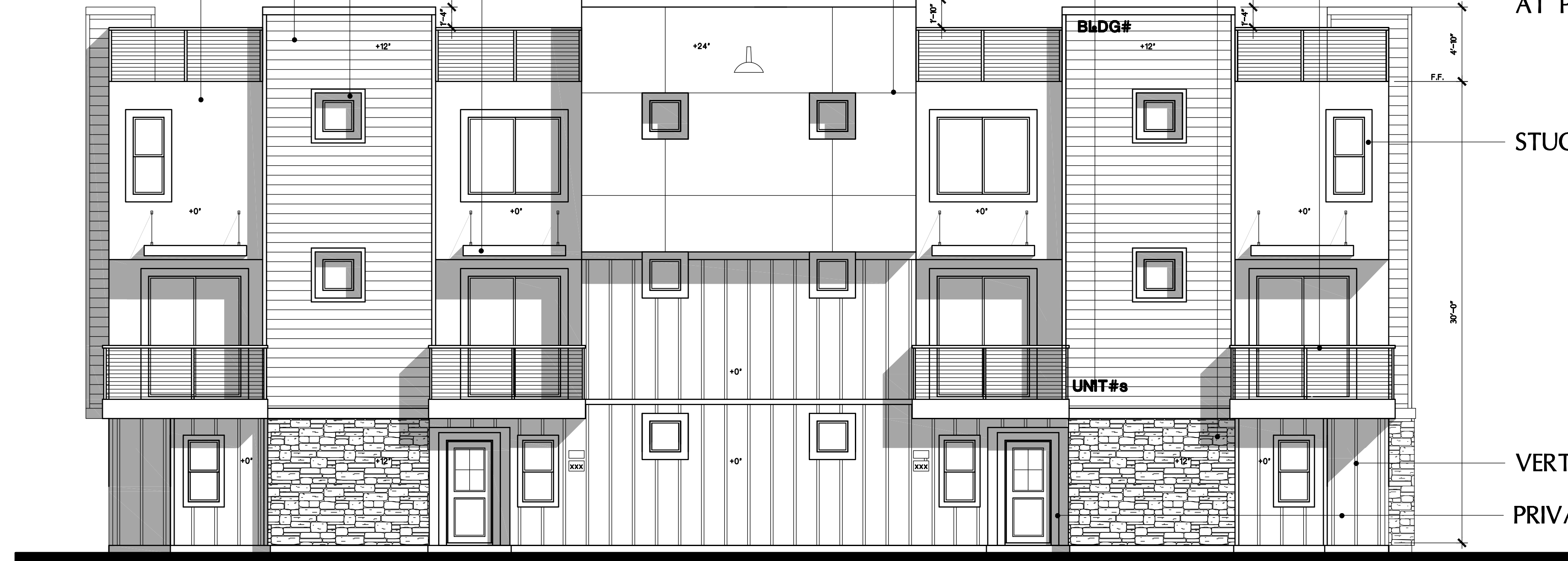
05/16/25  
 24008

**FLAIR  
 ARCHITECTS**  
 FLAIR ARCHITECTS, INC.  
 ARCHITECTURE • PLANNING • INTERIOR DESIGN  
 6 JENNER, STE 290, IRVINE, CALIFORNIA 92618  
 (949) 789-7535

4.3

METAL AWNING  
 RECESSED AREA  
 HARDIE SIDING  
 STUCCO FINISH

STUCCO REVEAL  
 BUILDING/UNIT NUMBERS  
 STONE VENEER  
 METAL DECKRAIL  
 AT PRIVATE DECK



STUCCO O/ FOAM TRIM  
 VERTICAL HARDIE SIDING  
 PRIVATE PORCH

UNIT 8                      UNIT 7                      UNIT 6                      UNIT 5

**BUILDING 4  
 WEST ELEVATION**

JULIET BALCONY  
 RECESSED AREA  
 HARDIE SIDING  
 HARDIE TRIM

AC CONDENSING UNIT AND  
 SOLAR PANELS SCREENED BY PARAPETS  
 BUILDING/UNIT NUMBERS  
 METAL DECKRAIL  
 AT PRIVATE ROOFTOP DECK

METAL DECKRAIL  
 AT PRIVATE DECK



STUCCO O/ FOAM TRIM  
 METAL AWNING  
 STONE VENEER  
 PRIVATE PORCH

UNIT 5                      UNIT 1

**BUILDING 4  
 SOUTH ELEVATION**

**BUILDING 4  
 ELEVATION TYPE II  
 BUILDING ELEVATIONS 8-PLEX**

**SOUTH SANTA FE TOWNHOMES**  
 SAN MARCOS, CA

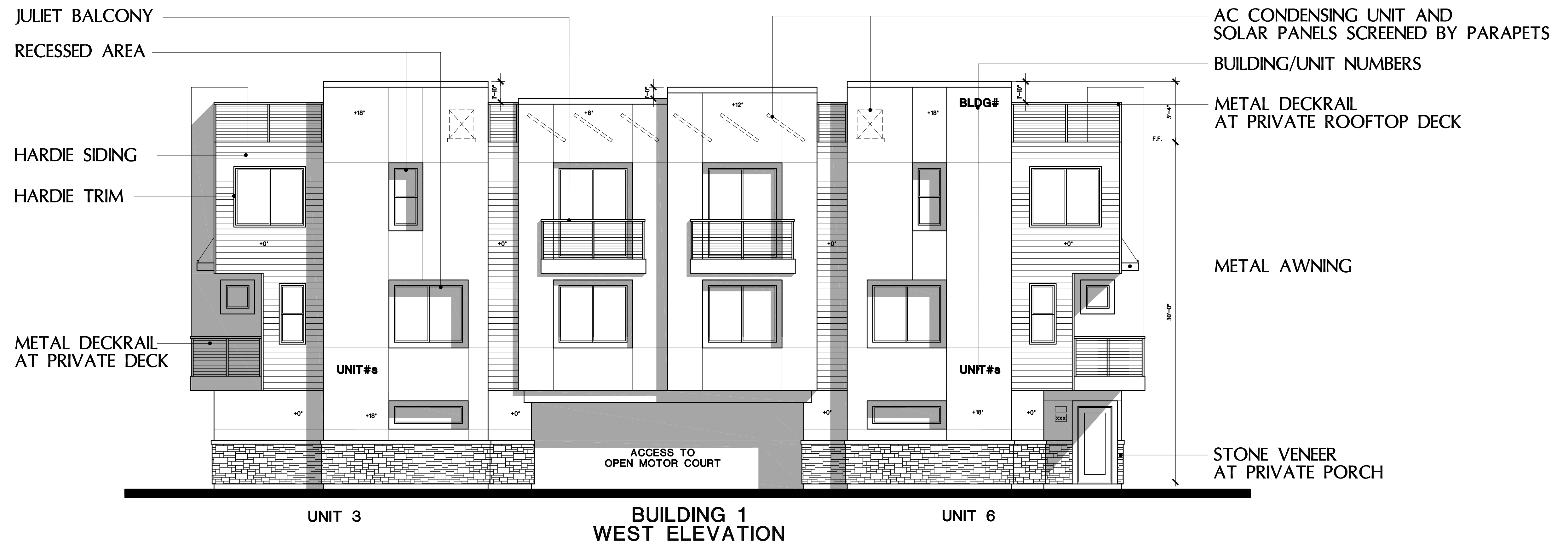
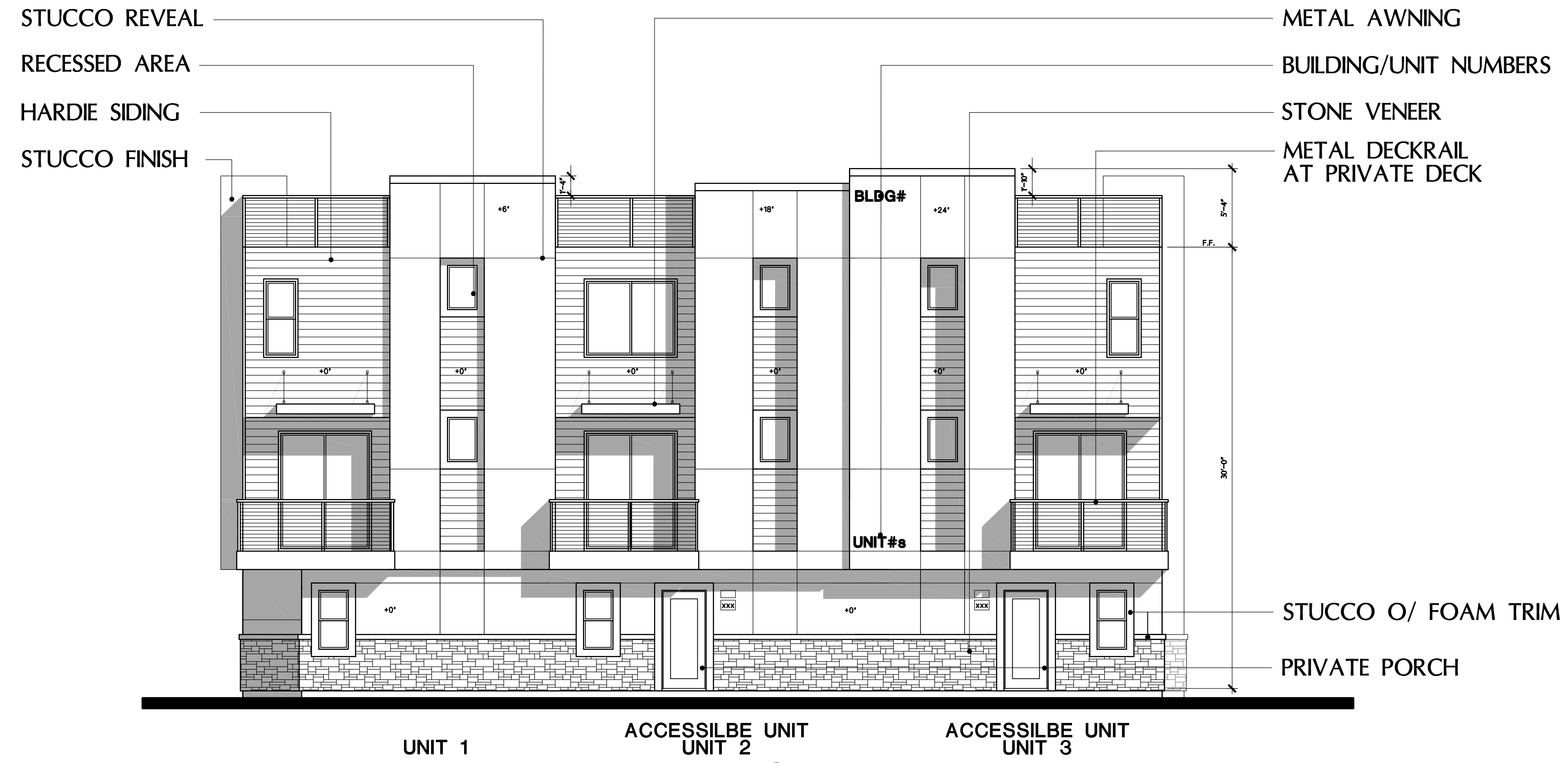
**SANTA FE LOS FLORES LP**  
 PO BOX 903  
 RANCHO SANTA FE, CALIFORNIA 92067

SCALE : 3/16"=1'-0"

05/16/25  
 24008

**FLAIR  
 ARCHITECTS**  
 FLAIR ARCHITECTS, INC.  
 ARCHITECTURE • PLANNING • INTERIOR DESIGN  
 6 JENNER, STE 290, IRVINE, CALIFORNIA 92618  
 (949) 789-7535

**4.4**



**BUILDING 1  
ELEVATION TYPE I  
BUILDING ELEVATIONS 6-PLEX**

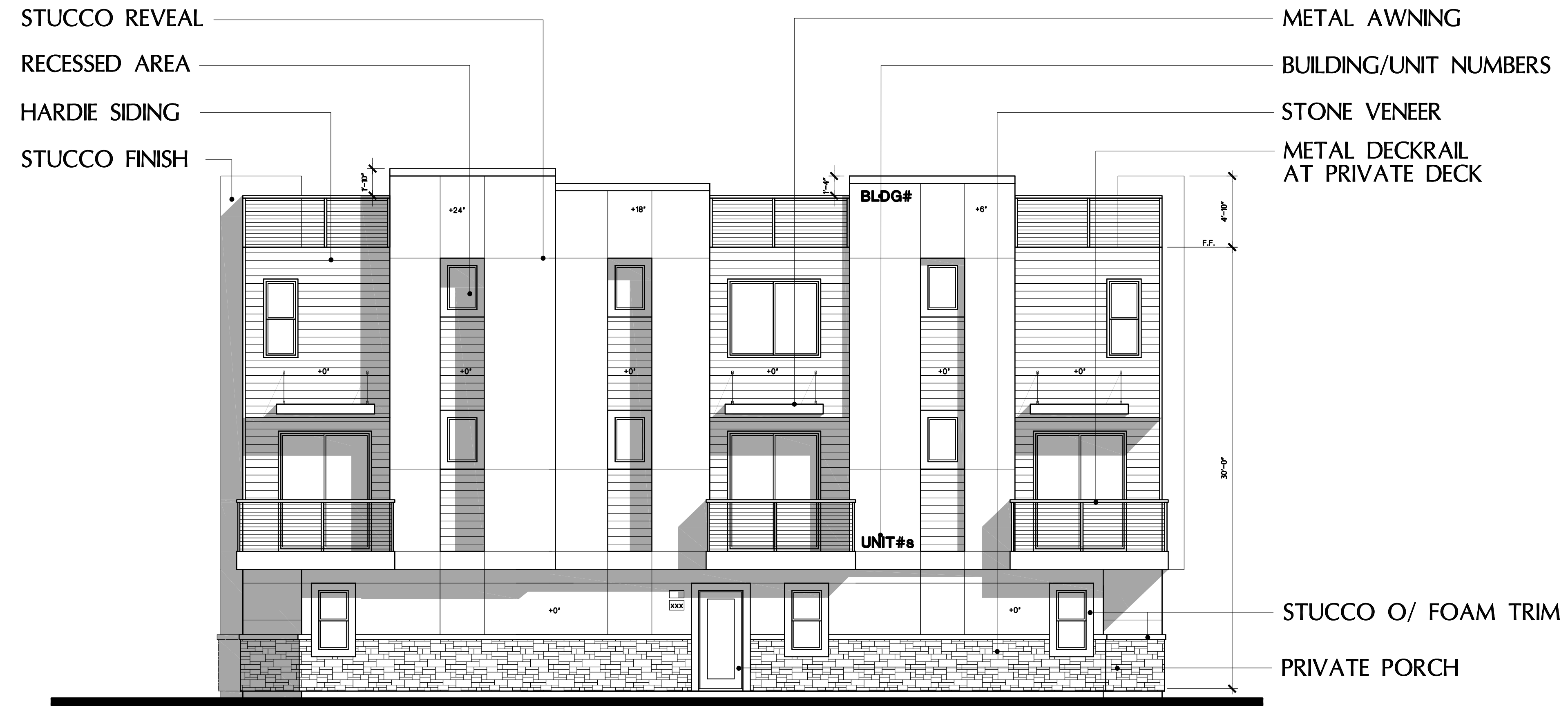
**SOUTH SANTA FE TOWNHOMES**  
SAN MARCOS, CA

**SANTA FE LOS FLORES LP**  
PO BOX 903  
RANCHO SANTA FE, CALIFORNIA 92067

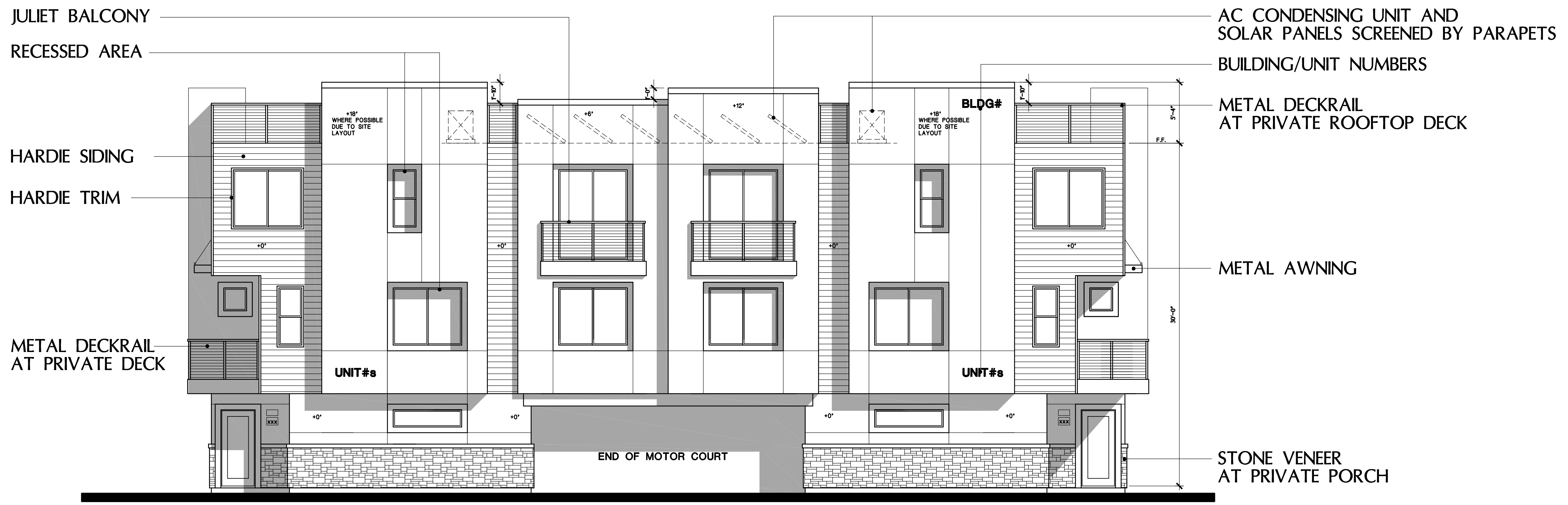
SCALE : 3/16"=1'-0"  
05/16/25  
24008

**FLAIR ARCHITECTS**  
FLAIR ARCHITECTS, INC.  
ARCHITECTURE • PLANNING • INTERIOR DESIGN  
6 JENNER, STE 290, IRVINE, CALIFORNIA 92618  
(949) 789-7535

**4.5**



UNIT 6      ACCESSIBLE UNIT UNIT 5      UNIT 4  
**BUILDING 1  
 SOUTH ELEVATION**



UNIT 4      UNIT 1      UNIT 1  
**BUILDING 1  
 EAST ELEVATION**

**BUILDING 1  
 ELEVATION TYPE I  
 BUILDING ELEVATIONS 6-PLEX**

**SOUTH SANTA FE TOWNHOMES**  
 SAN MARCOS, CA

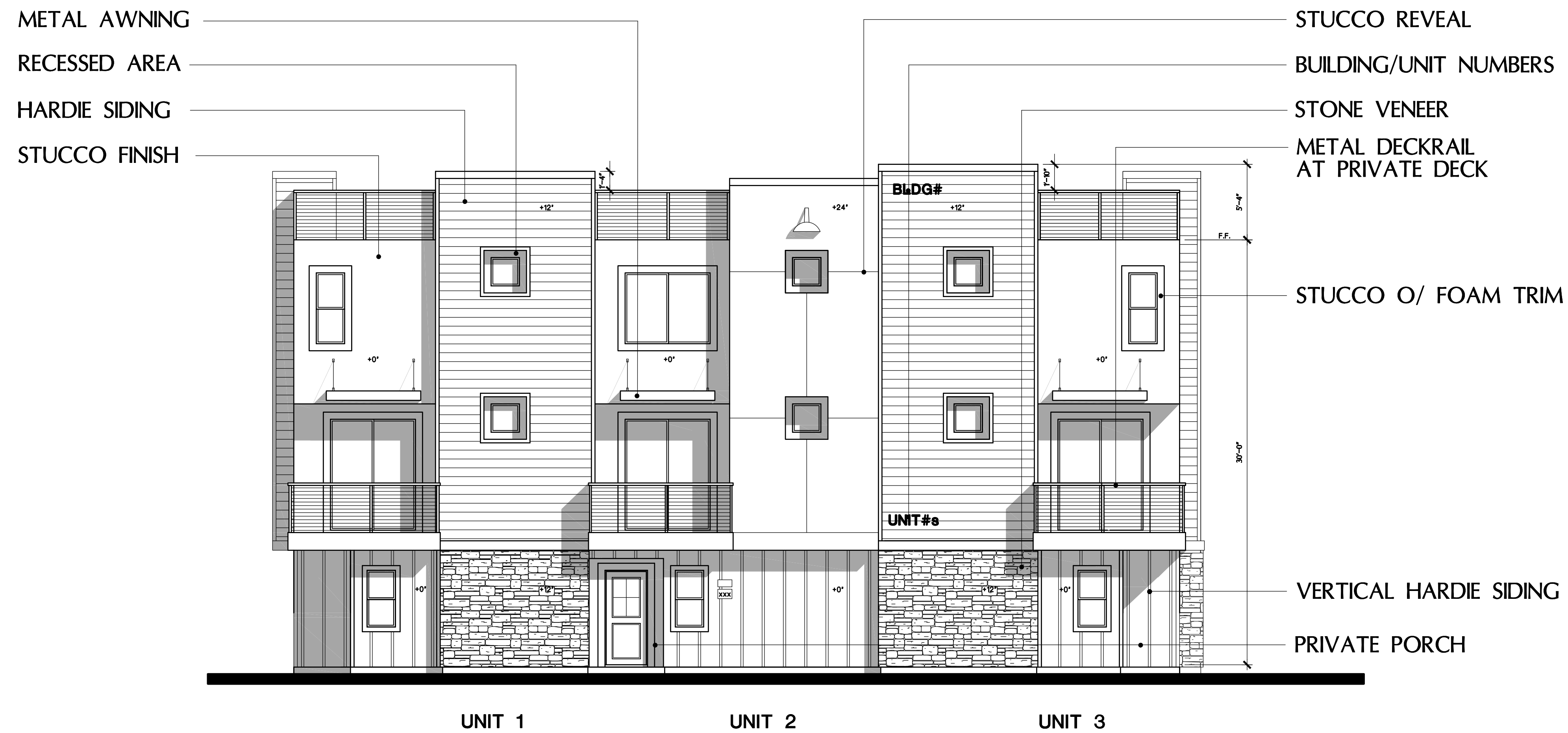
**SANTA FE LOS FLORES LP**  
 PO BOX 903  
 RANCHO SANTA FE, CALIFORNIA 92067

SCALE : 3/16"=1'-0"

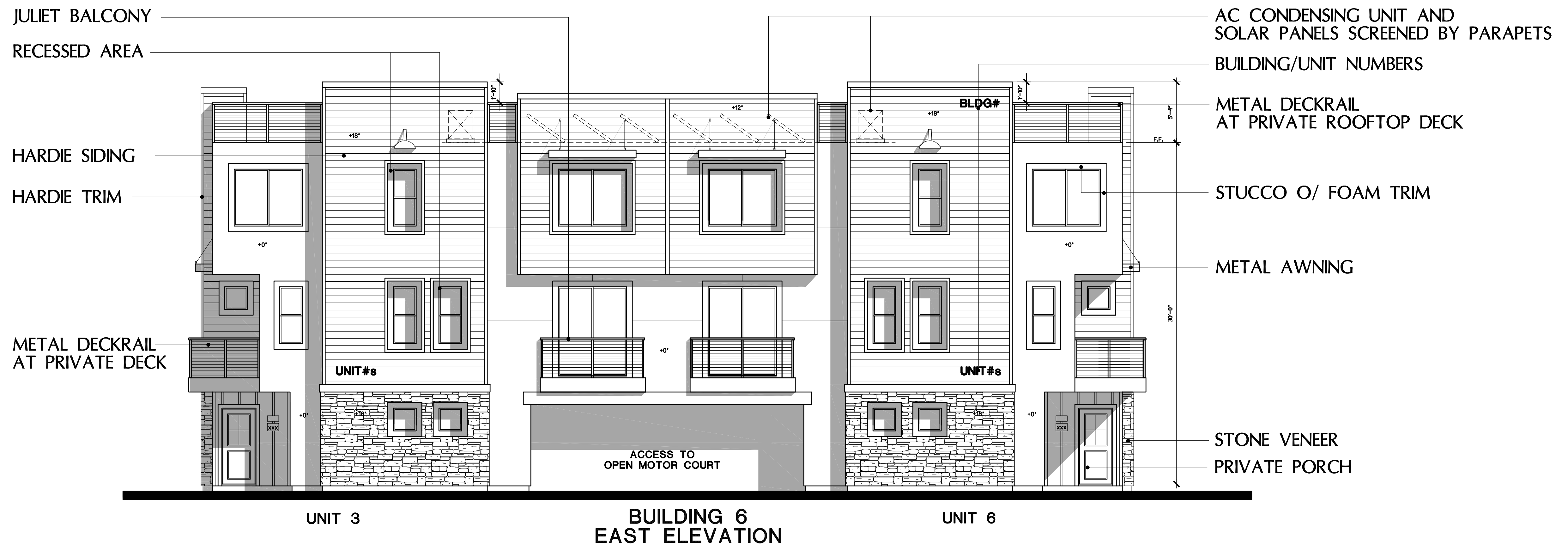
05/16/25  
 24008

**FLAIR ARCHITECTS**  
 FLAIR ARCHITECTS, INC.  
 ARCHITECTURE • PLANNING • INTERIOR DESIGN  
 6 JENNER, STE 290, IRVINE, CALIFORNIA 92618  
 (949) 789-7535

**4.6**



UNIT 1                      UNIT 2                      UNIT 3  
**BUILDING 6**  
**SOUTH ELEVATION**



UNIT 3                      BUILDING 6                      UNIT 6  
**BUILDING 6**  
**EAST ELEVATION**

**BUILDING 6**  
**ELEVATION TYPE II**  
**BUILDING ELEVATIONS 6-PLEX**

**SOUTH SANTA FE TOWNHOMES**  
 SAN MARCOS, CA

**SANTA FE LOS FLORES LP**  
 PO BOX 903  
 RANCHO SANTA FE, CALIFORNIA 92067

SCALE : 3/16"=1'-0"

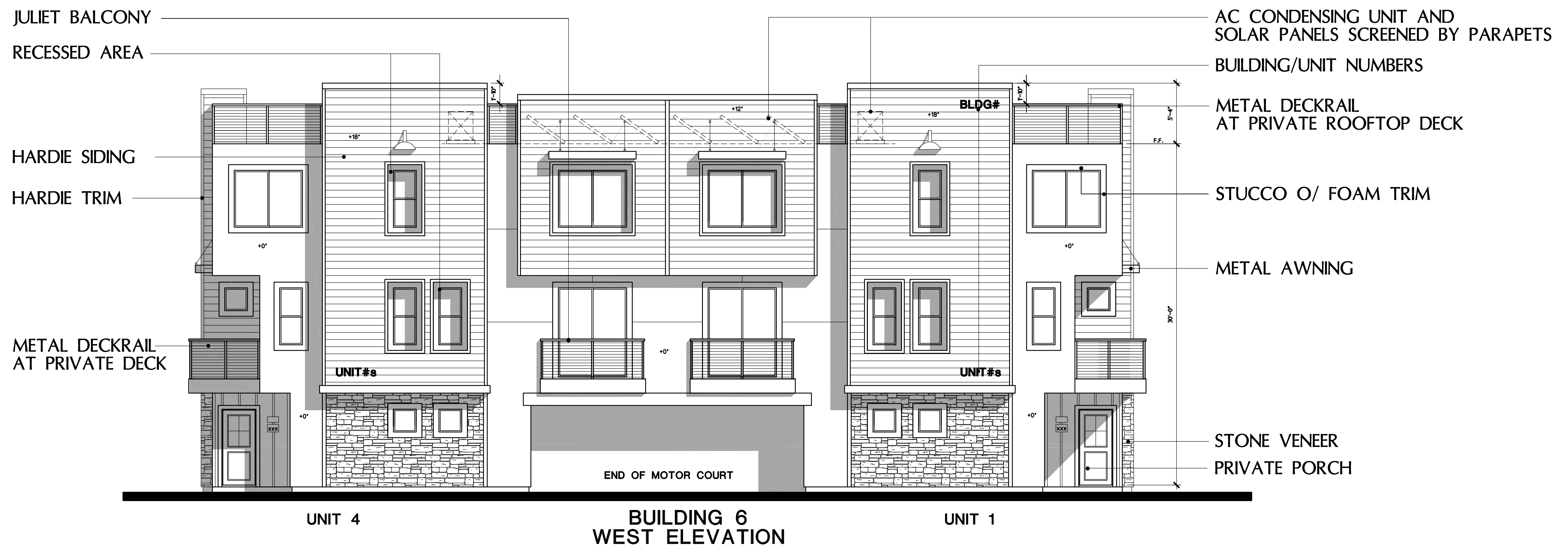
05/16/25  
 24008

**FLAIR**  
**ARCHITECTS**  
 FLAIR ARCHITECTS, INC.  
 ARCHITECTURE • PLANNING • INTERIOR DESIGN  
 6 JENNER, STE 290, IRVINE, CALIFORNIA 92618  
 (949) 789-7535

**4.7**



UNIT 6                      UNIT 5                      UNIT 4  
**BUILDING 6**  
**NORTH ELEVATION**



UNIT 4                      UNIT 5                      UNIT 1  
**BUILDING 6**  
**WEST ELEVATION**

**BUILDING 6**  
**ELEVATION TYPE II**  
**BUILDING ELEVATIONS 6-PLEX**

**SOUTH SANTA FE TOWNHOMES**  
 SAN MARCOS, CA

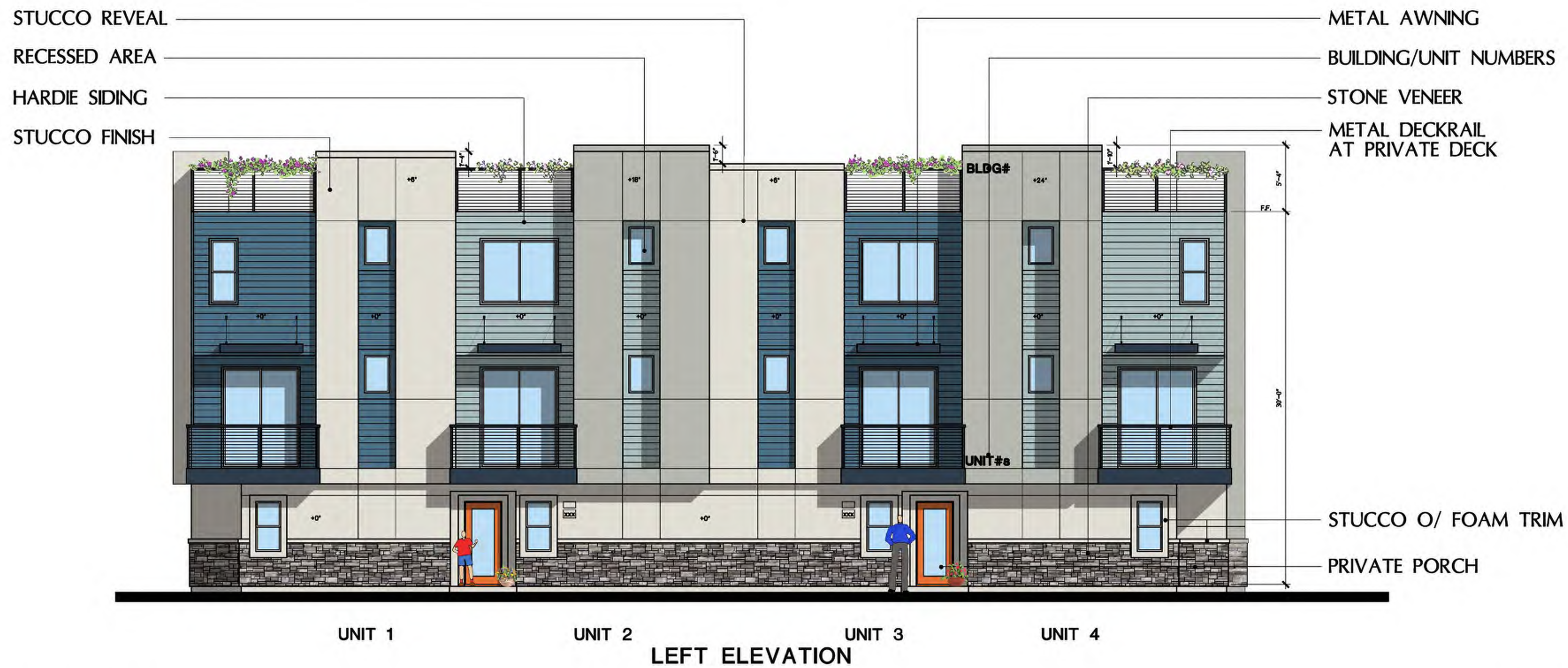
**SANTA FE LOS FLORES LP**  
 PO BOX 903  
 RANCHO SANTA FE, CALIFORNIA 92067

SCALE : 3/16"=1'-0"

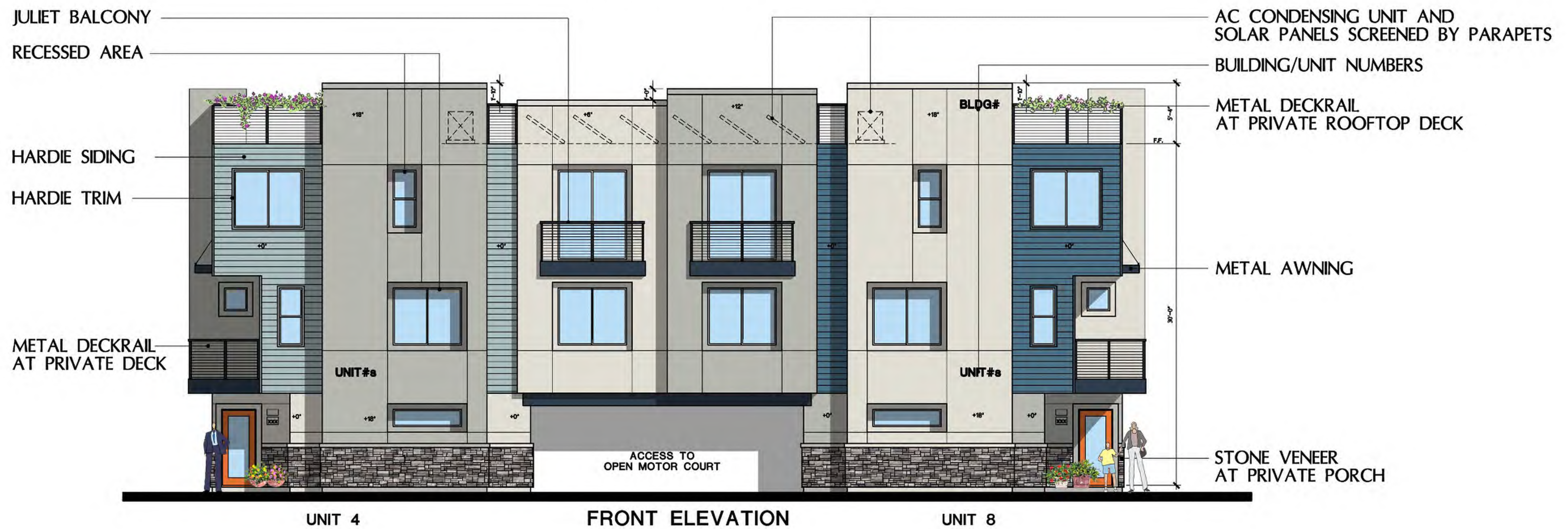
05/16/25  
 24008

**FLAIR**  
**ARCHITECTS**  
 FLAIR ARCHITECTS, INC.  
 ARCHITECTURE • PLANNING • INTERIOR DESIGN  
 6 JENNER, STE 290, IRVINE, CALIFORNIA 92618  
 (949) 789-7535

**4.8**



UNIT 1                      UNIT 2                      UNIT 3                      UNIT 4  
**LEFT ELEVATION**



UNIT 4                      UNIT 8  
**FRONT ELEVATION**

**SOUTH SANTA FE TOWNHOMES**  
 SAN MARCOS, CA

**SANTA FE LOS FLORES LP**  
 PO BOX 903  
 RANCHO SANTA FE, CALIFORNIA 92067

**TYPICAL 8-PLEX  
 BUILDING ELEVATIONS  
 COLOR SCHEME 1**

\*COLOR SCHEMES ARE INTERCHANGEABLE WITH ALL BUILDING TYPES AND ELEVATION STYLES  
 \*COLORS MAY BE SUBJECT TO CHANGE

SCALE : 3/16"=1'-0"

05/16/25  
 24008



**5.1**



UNIT 8                      UNIT 7                      UNIT 6                      UNIT 5

RIGHT ELEVATION



UNIT 5                      UNIT 1                      UNIT 1

REAR ELEVATION

TYPICAL 8-PLEX  
BUILDING ELEVATIONS  
COLOR SCHEME 2

SOUTH SANTA FE TOWNHOMES  
SAN MARCOS, CA

SANTA FE LOS FLORES LP  
PO BOX 903  
RANCHO SANTA FE, CALIFORNIA 92067

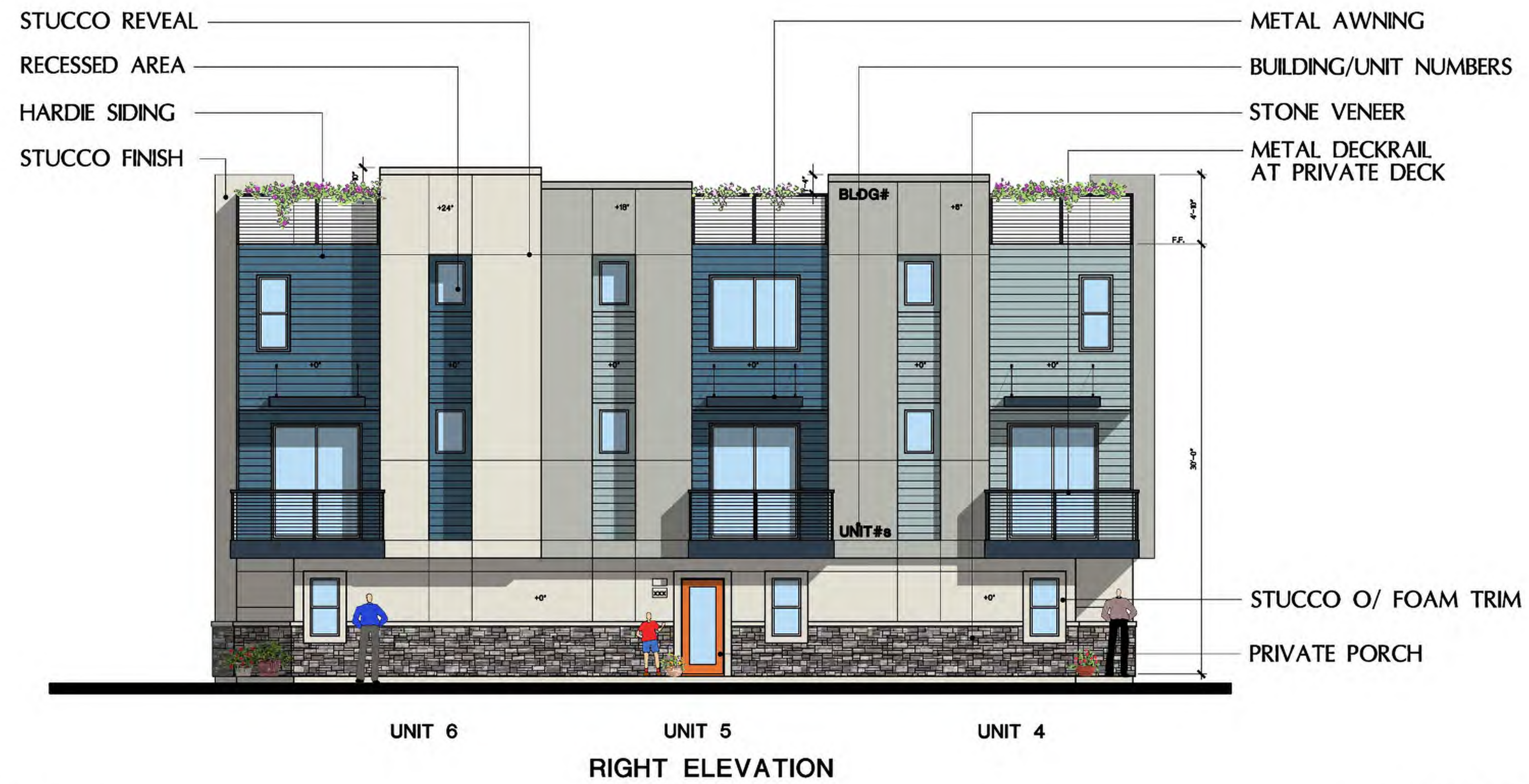
\*COLOR SCHEMES ARE INTERCHANGEABLE WITH ALL BUILDING TYPES AND ELEVATION STYLES  
\*COLORS MAY BE SUBJECT TO CHANGE

SCALE : 3/16"=1'-0"

05/16/25  
24008



5.2



UNIT 6 UNIT 5 UNIT 4  
RIGHT ELEVATION



UNIT 4 UNIT 1 UNIT 1  
REAR ELEVATION

**SOUTH SANTA FE TOWNHOMES**  
SAN MARCOS, CA

**SANTA FE LOS FLORES LP**  
PO BOX 903  
RANCHO SANTA FE, CALIFORNIA 92067

**TYPICAL 6-PLEX  
BUILDING ELEVATIONS  
COLOR SCHEME 1**

\*COLOR SCHEMES ARE INTERCHANGEABLE WITH ALL BUILDING TYPES AND ELEVATION STYLES  
\*COLORS MAY BE SUBJECT TO CHANGE

SCALE : 3/16"=1'-0"

05/16/25  
24008



5.3



UNIT 1                      UNIT 2                      UNIT 3  
LEFT ELEVATION



UNIT 3                      FRONT ELEVATION                      UNIT 6

**SOUTH SANTA FE TOWNHOMES**  
SAN MARCOS, CA

**SANTA FE LOS FLORES LP**  
PO BOX 903  
RANCHO SANTA FE, CALIFORNIA 92067

**TYPICAL 6-PLEX  
BUILDING ELEVATIONS  
COLOR SCHEME 2**

•COLOR SCHEMES ARE INTERCHANGEABLE WITH ALL BUILDING TYPES AND ELEVATION STYLES  
•COLORS MAY BE SUBJECT TO CHANGE

SCALE : 3/16"=1'-0"

05/16/25  
24008






**Color 1** SHERWIN WILLIAMS




**Color 4** SHERWIN WILLIAMS



**Color 2** SHERWIN WILLIAMS



**Color 5** SHERWIN WILLIAMS



**Color 3** SHERWIN WILLIAMS



**Color 6** SHERWIN WILLIAMS



**Stone Veneer** CORONADO STONE

## Color Scheme 1

05/16/2025

**S. SANTA FE TOWNHOMES**  
SAN MARCOS, CA

**SANTA FE LOS FLORES LP**

PO BOX 903  
RANCHO SANTA FE, CA 92067

24008

**FLAIR**

**ARCHITECTS**

FLAIR ARCHITECTS, INC.

ARCHITECTURE • PLANNING • INTERIOR DESIGN  
6 JENNER, STE 290, IRVINE, CALIFORNIA 92618  
(949) 789-7535




**Color 1** SHERWIN WILLIAMS



**Color 4** SHERWIN WILLIAMS




**Color 2** SHERWIN WILLIAMS



**Color 5** SHERWIN WILLIAMS



**Color 3** SHERWIN WILLIAMS



**Color 6** SHERWIN WILLIAMS



**Stone Veneer** CORONADO STONE



**Color 7** SHERWIN WILLIAMS

## Color Scheme 2

05/16/2025

**S. SANTA FE TOWNHOMES**  
SAN MARCOS, CA

**SANTA FE LOS FLORES LP**

PO BOX 903  
RANCHO SANTA FE, CA 92067

24008

**FLAIR**

**ARCHITECTS**

FLAIR ARCHITECTS, INC.

ARCHITECTURE • PLANNING • INTERIOR DESIGN  
6 JENNER, STE 290, IRVINE, CALIFORNIA 92618  
(949) 789-7535



# SOUTH SANTA FE TOWNHOMES

SAN MARCOS, CA

## SANTA FE LOS FLORES LP

PO BOX 903  
RANCHO SANTA FE, CALIFORNIA 92067

SITE SECTION – STREET SCENE  
WITHOUT NOTES AND CALLOUTS

SCALE : 1/16"=1'-0"

09/29/25  
24008



# 6.0



# SOUTH SANTA FE TOWNHOMES

SAN MARCOS, CA

## SANTA FE LOS FLORES LP

PO BOX 903  
RANCHO SANTA FE, CALIFORNIA 92067

### SITE SECTION – STREET SCENE WITH NOTES AND CALLOUTS

SCALE : 1/16"=1'-0"

09/29/25  
24008



# 6.1

COMMUNICATIONS SYSTEM			
	VOICE OUTLET, WALL MOUNTED		DATA OUTLET, WALL MOUNTED
	VOICE OUTLET, FLOOR MOUNTED		DATA OUTLET, FLOOR MOUNTED
	VOICE OUTLET, CEILING MOUNTED		DATA OUTLET, CEILING MOUNTED
	VOICE-DATA OUTLET, WALL MOUNTED		AUDIO/VISUAL OUTLET, WALL MOUNTED
	VOICE-DATA OUTLET, FLOOR MOUNTED		AUDIO/VISUAL OUTLET, FLOOR MOUNTED
	VOICE-DATA OUTLET, CEILING MOUNTED		AUDIO/VISUAL OUTLET, CEILING MOUNTED
NOTE: FOR ABOVE VOICE, DATA AND AUDIO/VISUAL DEVICES, SUBSCRIPT 'X' INDICATES: C - ABOVE BACKSPASH OF CABINET, OR COUNTERTOP H - HORIZONTALLY MOUNTED F - FURNITURE OR MILLWORK MOUNTED W - WALL PHONE			
	SPEAKER WALL MOUNTED		SPEAKER CEILING MOUNTED
	CCTV CAMERA, WALL MOUNTED		CCTV CAMERA, CEILING MOUNTED
	PLYWOOD BACKBOARD		

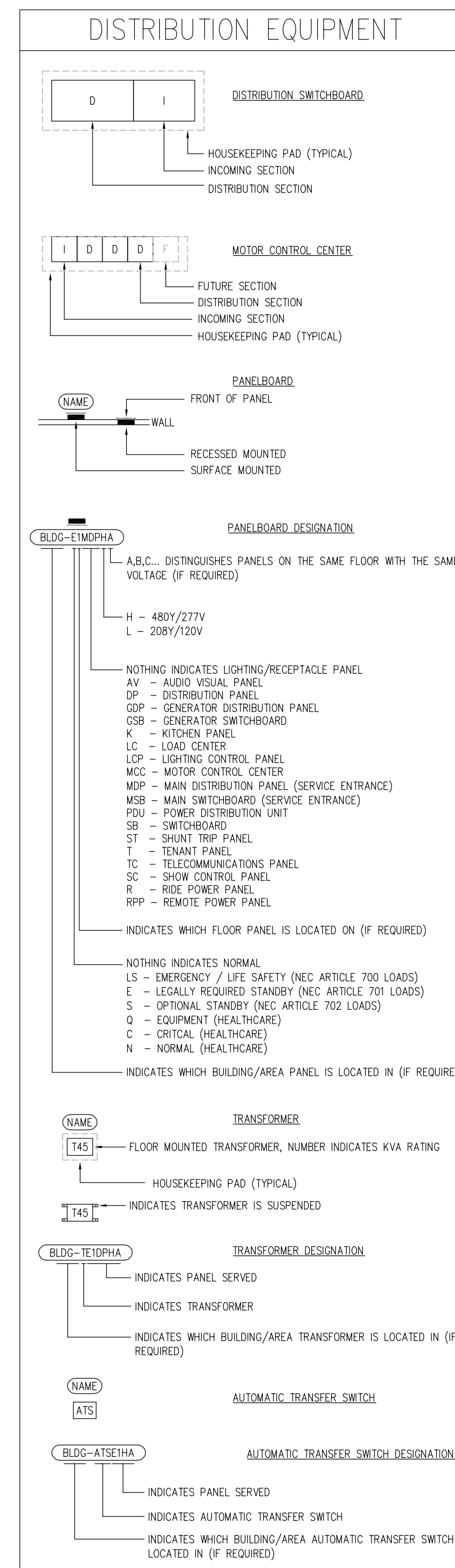
RECEPTACLES			
	DUPLEX RECEPTACLE, WALL MOUNTED		DOUBLE DUPLEX RECEPTACLE, WALL MOUNTED
	DUPLEX RECEPTACLE, ABOVE BACKSPASH OF CABINET, COUNTERTOP OR SINK		DOUBLE DUPLEX RECEPTACLE, ABOVE BACKSPASH OF CABINET, COUNTERTOP OR SINK
	DUPLEX RECEPTACLE, FLUSH MTD IN CEILING		DOUBLE DUPLEX RECEPTACLE, FLUSH MOUNTED IN CEILING
	HALF SWITCHED DUPLEX RECEPTACLE, WALL MOUNTED		SIMPLEX RECEPTACLE, WALL MOUNTED
	SPECIAL PURPOSE RECEPTACLE, WALL MOUNTED, NEMA CONFIGURATION AS NOTED ON PLANS		SPECIAL PURPOSE RECEPTACLE, CEILING MOUNTED, NEMA CONFIGURATION AS NOTED ON PLANS
<p style="text-align: center;">X ← RECEPTACLE TYPE 12 ← NUMBER INDICATES BRANCH CIRCUIT NUMBER</p> <p>NOTE: FOR ABOVE DEVICES, SUBSCRIPT 'X' INDICATES: CK - CLOCK HANGER      D - DEDICATED CIRCUIT EP - EXPLOSION PROOF      EQ - EQUIPMENT MOUNTED EWC - ELECTRIC WATER COOLER      F - FURNITURE OR MILLWORK MOUNTED GFI - GROUND FAULT INTERRUPTER      H - HORIZONTALLY MOUNTED IG - ISOLATED GROUND      SS - SURGE SUPPRESSION T - TAMPER PROOF      WP - WEATHER PROOF</p>			
	MULTI-OUTLET ASSEMBLY, "X" INDICATES TYPE		FURNITURE OUTLET, WALL MOUNTED

RECEPTACLE BRANCH CIRCUIT SHADING			
* SEE RECEPTACLE TYPES ABOVE FOR CONFIGURATION			
	SHADING REPRESENTS RECEPTACLE ON EMERGENCY/LIFE SAFETY BRANCH		SHADING REPRESENTS RECEPTACLE ON CRITICAL BRANCH
	SHADING REPRESENTS RECEPTACLE ON STANDBY/EQUIPMENT BRANCH		SHADING REPRESENTS RECEPTACLE ON UPS BRANCH

FLOOR OUTLETS			
	FLOOR BOX, DUPLEX RECEPTACLE		FLOOR BOX, DOUBLE DUPLEX RECEPTACLE
	FLOOR BOX, COMBINATION POWER/COMMUNICATIONS OUTLET		FLOOR BOX, COMBINATION POWER/COMMUNICATIONS/AV OUTLET
	POKE THRU, DUPLEX RECEPTACLE		POKE THRU, DOUBLE DUPLEX RECEPTACLE
	POKE THRU, COMBINATION POWER/COMMUNICATIONS OUTLET		POKE THRU, COMBINATION POWER/COMMUNICATIONS/AV OUTLET
	SPECIAL FLOOR BOX, "F" INDICATES UNIQUE FLOOR BOX TYPE		
<p style="text-align: center;">X ← TYPE 12 ← NUMBER INDICATES BRANCH CIRCUIT NUMBER</p> <p>FLOOR BOX, CONFIGURATION AS INDICATED, FLUSH MOUNTED, UNLESS OTHERWISE NOTED.</p> <p>NOTE: FOR ABOVE DEVICES, SUBSCRIPT 'X' INDICATES: P - PEDESTAL MOUNTED</p>			
	FURNITURE OUTLET, FLUSH MOUNTED IN FLOOR		FURNITURE OUTLET, MOUNTED IN A FLUSH POKE-THRU.
	JUNCTION BOX, FLUSH MTD IN FLOOR		

ABBREVIATIONS			
A	AMPERES	IG	ISOLATED GROUND
AAC	ABOVE ACCESSIBLE CEILING	INC	INCANDESCENT
AC	ALTERNATING CURRENT	JB	JUNCTION BOX
ADA	AMERICANS WITH DISABILITIES ACT	KMIL	THOUSAND CIRCULAR MILS
AF	AMPERE FRAME	KVA	KILOVOLT-AMPERES
AFCI	ARC FAULT CIRCUIT INTERRUPTER	KVAR	KILOVOLT-AMPERES, REACTIVE
AFD	ARC FAULT CIRCUIT INTERRUPTER	KW	KILOWATTS
AFI	ABOVE FINISHED FLOOR	LOP	LIGHTING CONTROL PANEL
AFG	ABOVE FINISHED GRADE	LPS	LOW PRESSURE SODIUM LIGHTING
AFC	AMPERE FUSE	LTO	LOW VOLTAGE
AIC	AMPERES INTERRUPTING CAPACITY, SYMMETRICAL	MAX	MAXIMUM
AL	ALUMINUM	MAB	MAIN CIRCUIT BREAKER
ARCH	ARCHITECT	MCC	MOTOR CONTROL CENTER
AS	AMP SWITCH	MECH	MECHANICAL
AT	AMP TRIP	MFR	MANUFACTURER
ATS	AUTOMATIC TRANSFER SWITCH	MH	MANHOLE/METAL HALDE
AWG	AMERICAN WIRE GAUGE	MN	MINIMUM
BFG	BELOW FINISHED GRADE	MLO	MAIN LUGS ONLY
BWB	BACKBOARD	MTD	MOUNTED
C	CONDUIT	MTG	MOUNTING
CAT	CATALOG	MVA	MEGAVOLT-AMPERES
CB	CIRCUIT BREAKER	N	NEUTRAL
CCF	CONTRACTOR FURNISHED CONTRACTOR INSTALLED	NA	NOT APPLICABLE
CKT	CIRCUIT	NC	NORMALLY CLOSED
CLG	CEILING	NEC	NATIONAL ELECTRICAL CODE
CO	CONDUIT ONLY	NF	NON FUSED
CONC	CONCRETE	NO	NORMALLY OPEN
CONT	CONTINUATION	NTS	NOT TO SCALE
CU	COPPER	OC	ON CENTER
CT	CURRENT TRANSFORMER	OFCI	OWNER FURNISHED CONTRACTOR INSTALLED
Δ	DELTA	Φ, PH	PHASE
DIV	DIVISION	PC	PHOTOCELL
DIA	DIAMETER	PIR	PASSIVE INFRARED
DMM	DIGITAL MULTIMETER	POC	POINT OF CONNECTION
DWG	DRAWING	POS	POINT OF SALE
EACH	EACH	PLBG	PLUMBING
EA	EMPTY CONDUIT	PT	POTENTIAL TRANSFORMER
EC	ELECTRICAL	PVC	POLYVINYL CHLORIDE
EM	EMERGENCY	PWR	POWER
EMT	ELECTRICAL METALIC TUBING	QTY	QUANTITY
EP	EXPLOSION PROOF	REC	RECESSED
EPO	EMERGENCY POWER OFF	RECP	RECEPTACLE
EQUIP	EQUIPMENT	REF	REFRIGERATOR
EWG	ELECTRIC WATER COOLER	RIS	RIGID GALVANIZED STEEL
EXIST	EXISTING	SFST	SINGLE POLE, SINGLE THROW
EXIT	EXTERIOR	SPT	SINGLE POLE, DOUBLE THROW
FA	FIRE ALARM	ST	SHUNT TRIP
FAA	FIRE ALARM ANNUNCIATOR PANEL	SURF	SURFACE
FIXT	FIXTURE	SWBD	SWITCHBOARD
FLUOR	FLUORESCENT	SWGR	SWITCHGEAR
FT	FEET OR FOOT	TBD	TO BE DETERMINED
FU	FUSE	TELECOM	TELECOMMUNICATIONS
G	GROUND	TYP	TYPICAL
GEN	GENERATOR	UG	UNDERGROUND
GFI	GROUND FAULT CIRCUIT INTERRUPTER	UNO	UNLESS OTHERWISE NOTED
GFI	GROUND FAULT INTERRUPTER	V	VOLTS
GFP	GROUND FAULT PROTECTION	VFD	VARIABLE FREQUENCY DRIVE
HPS	HORSEPOWER RATED SWITCH	W	WATTS
HDA	HAND OFF AUTOMATIC	WP	WEATHER PROOF
HP	HORSEPOWER	XTRF	TRANSFORMER
HPS	HIGH PRESSURE SODIUM	Y	WYE
HZ	HERTZ		

GENERAL NOTES	
1.	ALL WORK SHALL BE IN ACCORDANCE WITH CALIFORNIA ELECTRICAL CODE, STATE OF CALIFORNIA ENERGY CONSERVATION STANDARDS AND ALL OTHER APPLICABLE CODES.
2.	CONTRACTOR SHALL COORDINATE ALL EQUIPMENT LOCATIONS WITH ARCHITECTURAL, MECHANICAL, STRUCTURAL, PLUMBING AND ALL APPROPRIATE DISCIPLINES.
3.	DO NOT SCALE DRAWINGS - ALL DIMENSIONS AND JOB SITE CONDITIONS SHALL BE VERIFIED BY THE CONTRACTOR AT THE JOB SITE PRIOR TO BID SUBMITTAL, START OF CONSTRUCTION AND / OR FABRICATION OF MATERIALS. IF DISCREPANCIES ARE ENCOUNTERED, CATERPILLAR REPRESENTATIVE SHALL BE NOTIFIED FOR CLARIFICATION.
4.	THE CONTRACTOR SHALL FURNISH ALL MATERIALS, LABOR, EQUIPMENT TRANSPORTATION AND SERVICES NECESSARY FOR COMPLETION OF THE WORK. ALL MATERIALS AND WORK SHALL BE IN COMPLIANCE WITH ALL APPLICABLE CODES AND GOVERNING REGULATIONS AND SHALL MEET WITH THE APPROVAL OF THE CITY AND STATE FIRE MARSHAL.
5.	PROVIDE WEATHERPROOF JUNCTION BOXES, CONDUIT, FITTINGS AND ENCLOSURES AT ALL EXTERIOR LOCATIONS AND ALL WET OR DAMP INTERIOR LOCATIONS.
6.	THE CONTRACTOR SHALL REVIEW EQUIPMENT MANUFACTURER'S REQUIREMENTS AND PROVIDE FUSE SIZES, CIRCUIT BREAKERS, RELAYS AS INDICATED. CONNECTIONS OR OTHER RELATED WORK TO COMPLETE THE ELECTRICAL SYSTEM.
7.	ALL DEVICES AND EQUIPMENT SHALL BE INSTALLED IN COMPLIANCE WITH AMERICANS WITH DISABILITIES ACT REQUIREMENTS.
8.	CONTRACTOR SHALL CONCEAL ALL CONDUIT FITTINGS AND DEVICES FROM PUBLIC VIEW WHERE REASONABLY POSSIBLE.
9.	MINIMUM 3 WEEKS PRIOR TO STARTING ANY EXCAVATION WORK CONTRACTOR SHALL DO A FIELD SURVEY OF EXISTING UTILITY UTILITIES, USE THE SERVICES OF AN INDEPENDENT ELECTRONIC LOCATOR SERVICE TO LOCATE EXISTING UTILITY UTILITIES, SUBMIT THE SURVEY TO USDB REPRESENTATIVE FOR REVIEW.
10.	THERE SHALL BE NO PENETRATIONS THROUGH OR INTO ANY EXISTING ENCLOSURE PER CBC SECTION 1009.3.3.5. THERE SHALL BE NO DEVICES, EQUIPMENT OR OBJECTS MOUNTED TO ANY PARTITION THAT IS PART OF THE TWO HOUR RATED EXIT ENCLOSURE.



SHEET INDEX	
E001	ELECTRICAL LEAD SHEET
E002	ELECTRICAL LIGHTING OUT SHEETS AND CONTROL DETAILS
E101	ELECTRICAL SITE PLAN
E102	ELECTRICAL SITE PLAN LIGHTING CALCULATIONS
TE01	ELECTRICAL TITLE 24 FORMS
TE02	ELECTRICAL TITLE 24 FORMS

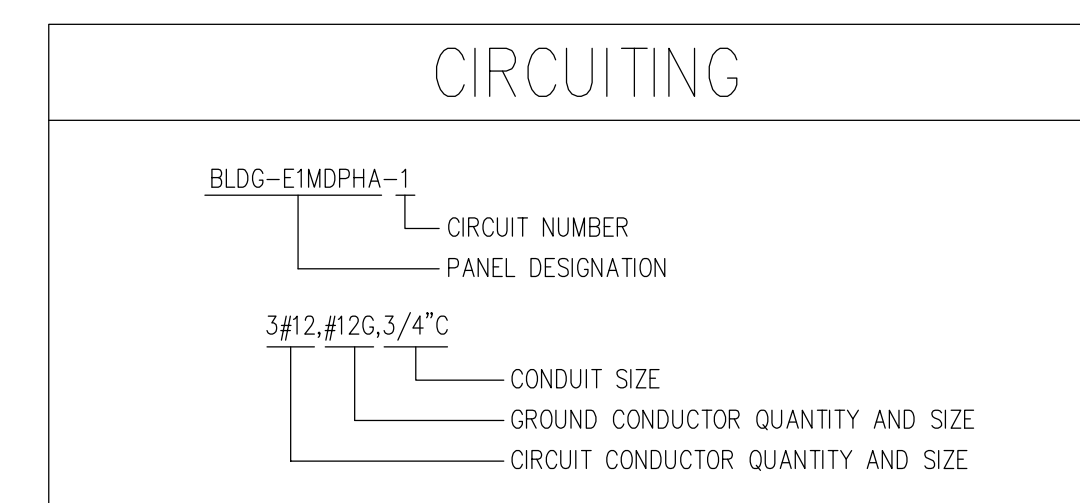
WORK SCOPE	
PROVIDE	SITE LIGHTING

SINGLE LINE SYMBOLS	
	OAT BREAKER, ### INDICATES TRIP SETTING, 'F' INDICATES NUMBER OF POLES
	FUSED SWITCH, ### INDICATES TRIP SETTING, 'F' INDICATES NUMBER OF POLES
	ENCLOSED CIRCUIT BREAKER
	ENCLOSED NON-FUSED SWITCH
	ENCLOSED FUSED SWITCH
	SOLID STATE, ELECTRONIC ADJUSTABLE TRIP
	SHUNT TRIP
	SURGE PROTECTIVE DEVICE
	UTILITY METER
	TRANSFORMER
	PANELBOARD
	PAD MOUNTED TRANSFORMER
	GROUND

POWER CONNECTIONS	
	DISCONNECT SWITCH, REFER TO EQUIPMENT CONNECTION SCHEDULE FOR DISCONNECT TYPE, UON
	COMBINATION MOTOR STARTER DISCONNECT
	MOTOR STARTER
	VARIABLE FREQUENCY DRIVE
	JUNCTION BOX, WALL MOUNTED
	JUNCTION BOX, CEILING MOUNTED
	MOTOR, SUBSCRIPT 'X' DENOTES MOTOR DESIGNATION, REFER TO EQUIPMENT CONNECTION SCHEDULE
	GROUND BUS BAR

TAGS AND CALL OUT SYMBOLS	
	SECTION CALLOUT
	SECTION DESIGNATION SHEET NUMBER
	DETAIL CALLOUT SHEET NUMBER
	REVISION CALLOUT
	KEYNOTE CALLOUT
	POINT OF CONNECTION
	POINT OF DEMARCATION

DEMOLITION	
< R >	EXISTING TO BE REMOVED
< RL >	EXISTING TO BE RELOCATED
< X >	EXISTING TO REMAIN
< NL >	EXISTING - NEW LOCATION
////	DEMOLITION CONDUIT
////	DEMOLITION EQUIPMENT



GOVERNING CODES	
ALL ELECTRICAL INSTALLATIONS SHALL COMPLY WITH THE FOLLOWING CODES:	
2022 CALIFORNIA BUILDING STANDARD CODE	
2022 CALIFORNIA ELECTRICAL CODE	
2022 CALIFORNIA BUILDING CODE	
2020 NATIONAL ELECTRICAL CODE	
2022 CALIFORNIA FIRE CODE	
2022 CALIFORNIA ADMINISTRATIVE CODE (CAC)	

Santa Fe Homes

address

EngCore Consulting  
1855 1st Ave., Suite 100  
San Diego, CA 92101



SANTA FE HOMES

Project Title

Submitted: \_\_\_\_\_ Description: \_\_\_\_\_

Date: \_\_\_\_\_

\_\_\_\_\_

\_\_\_\_\_

\_\_\_\_\_

\_\_\_\_\_

\_\_\_\_\_

\_\_\_\_\_

\_\_\_\_\_

\_\_\_\_\_

\_\_\_\_\_

\_\_\_\_\_

\_\_\_\_\_

\_\_\_\_\_

\_\_\_\_\_

\_\_\_\_\_

\_\_\_\_\_

\_\_\_\_\_

\_\_\_\_\_

\_\_\_\_\_

\_\_\_\_\_

\_\_\_\_\_

\_\_\_\_\_

\_\_\_\_\_

\_\_\_\_\_

\_\_\_\_\_

\_\_\_\_\_

Job Number: 2025051 Designer: FB

Date: \_\_\_\_\_ Drafter: \_\_\_\_\_

\_\_\_\_\_

\_\_\_\_\_

\_\_\_\_\_

\_\_\_\_\_

\_\_\_\_\_

\_\_\_\_\_

\_\_\_\_\_

\_\_\_\_\_

\_\_\_\_\_

\_\_\_\_\_

\_\_\_\_\_

\_\_\_\_\_









